



Rajarshi Shahu College of Pharmacy, Buldana

ACA/D/86

Feedback Analysis

Title : Administrative Services

Academic Year : 2019-20

Class : Fourth Semester (Div A) [B. Pharmacy]

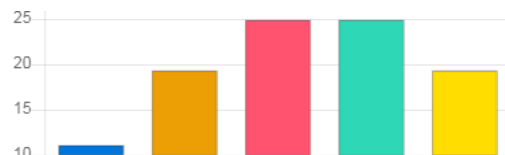
Details : Activity

Total number of response(s) : 36 / 36

Question	Ragging free campus			
Answer	Value	No. of response(s)	Response value	Response %
Excellent	5	22	110	61.11
Very Good	4	3	12	8.33
Good	3	6	18	16.67
satisfactory	2	4	8	11.11
Below satisfaction	1	1	1	2.78
Performance				82.78



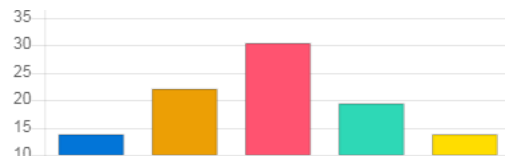
Question	Seating arrangement and teaching aids in classroom			
Answer	Value	No. of response(s)	Response value	Response %
Excellent	5	4	20	11.11
Very Good	4	7	28	19.44
Good	3	9	27	25.00
satisfactory	2	9	18	25.00
Below satisfaction	1	7	7	19.44
Performance				55.56



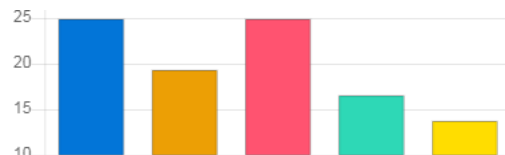
Question	Overall infrastructure and laboratory equipments			
Answer	Value	No. of response(s)	Response value	Response %
Excellent	5	5	25	13.89
Very Good	4	5	20	13.89
Good	3	16	48	44.44
satisfactory	2	6	12	16.67
Below satisfaction	1	4	4	11.11
Performance				60.56



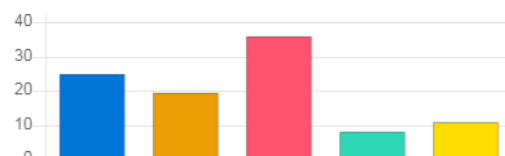
Question	Overall Library services			
Answer	Value	No. of response(s)	Response value	Response %
Excellent	5	5	25	13.89
Very Good	4	8	32	22.22
Good	3	11	33	30.56
satisfactory	2	7	14	19.44
Below satisfaction	1	5	5	13.89
Performance				60.56



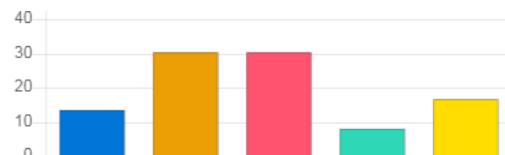
Question	Timely communication from office			
Answer	Value	No. of response(s)	Response value	Response %
Excellent	5	9	45	25.00
Very Good	4	7	28	19.44
Good	3	9	27	25.00
satisfactory	2	6	12	16.67
Below satisfaction	1	5	5	13.89
Performance				65.00



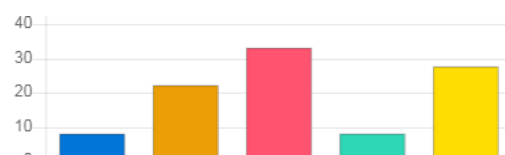
Question	Cooperation from Office staff			
Answer	Value	No. of response(s)	Response value	Response %
Excellent	5	9	45	25.00
Very Good	4	7	28	19.44
Good	3	13	39	36.11
satisfactory	2	3	6	8.33
Below satisfaction	1	4	4	11.11
Performance				67.78



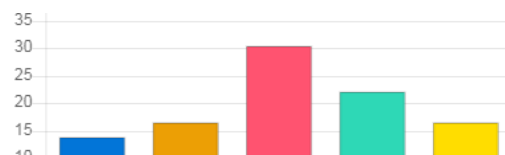
Question	Drinking water facility			
Answer	Value	No. of response(s)	Response value	Response %
Excellent	5	5	25	13.89
Very Good	4	11	44	30.56
Good	3	11	33	30.56
satisfactory	2	3	6	8.33
Below satisfaction	1	6	6	16.67
Performance				63.33



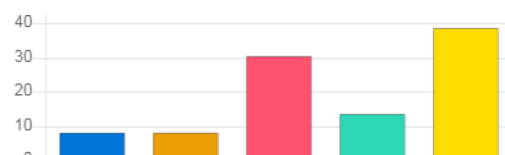
Question	Common/Wash room facility			
Answer	Value	No. of response(s)	Response value	Response %
Excellent	5	3	15	8.33
Very Good	4	8	32	22.22
Good	3	12	36	33.33
satisfactory	2	3	6	8.33
Below satisfaction	1	10	10	27.78
Performance				55.00



Question	Computer and Internet facility			
Answer	Value	No. of response(s)	Response value	Response %
Excellent	5	5	25	13.89
Very Good	4	6	24	16.67
Good	3	11	33	30.56
satisfactory	2	8	16	22.22
Below satisfaction	1	6	6	16.67
Performance				57.78



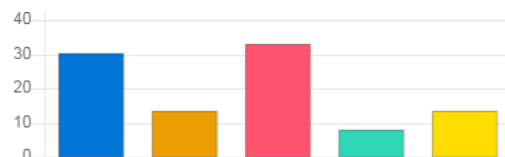
Question	Canteen facility			
Answer	Value	No. of response(s)	Response value	Response %
Excellent	5	3	15	8.33
Very Good	4	3	12	8.33
Good	3	11	33	30.56
satisfactory	2	5	10	13.89
Below satisfaction	1	14	14	38.89
Performance				46.67



Question	Gymkhana and Sports facility			
Answer	Value	No. of response(s)	Response value	Response %
Excellent	5	3	15	8.33
Very Good	4	2	8	5.56
Good	3	6	18	16.67
satisfactory	2	9	18	25.00
Below satisfaction	1	16	16	44.44
Performance				41.67



Question	Overall security in campus			
Answer	Value	No. of response(s)	Response value	Response %
Excellent	5	11	55	30.56
Very Good	4	5	20	13.89
Good	3	12	36	33.33
satisfactory	2	3	6	8.33
Below satisfaction	1	5	5	13.89
Performance				67.78



Achieved Scope for improvement



Achieved 60.37 | Scope for improvement 39.63

Actions Taken

Already new additional construction started for seating arrangement
 Additional computers and routers are plan to install for better facility
 We confirmed about no any physical or mental ragging going on in campus.
 In future, definitely we plan for Gymkhana and indoor sport facility
 Ask management and took approval for the installation of CCTV in the campus




Principal
Principal
 Rajarshi Shahu College of Pharmacy,
 Malvihir, Buldana.



Rajarshi Shahu College of Pharmacy, Buldana

ACA/D/86

Feedback Analysis

Title : Administrative Services

Academic Year : 2019-20

Class : Fourth Semester (Div B) [B. Pharmacy]

Details : Activity

Total number of response(s) : 19 / 19

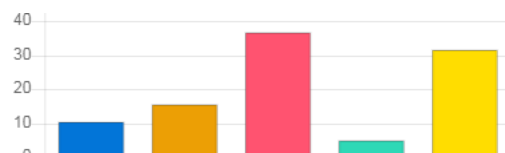
Question	Ragging free campus			
Answer	Value	No. of response(s)	Response value	Response %
Excellent	5	9	45	47.37
Very Good	4	3	12	15.79
Good	3	4	12	21.05
satisfactory	2	3	6	15.79
Below satisfaction	1	0	0	0.00
Performance				78.95



Question	Seating arrangement and teaching aids in classroom			
Answer	Value	No. of response(s)	Response value	Response %
Excellent	5	1	5	5.26
Very Good	4	2	8	10.53
Good	3	4	12	21.05
satisfactory	2	3	6	15.79
Below satisfaction	1	9	9	47.37
Performance				42.11



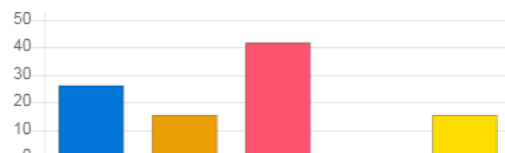
Question	Overall infrastructure and laboratory equipments			
Answer	Value	No. of response(s)	Response value	Response %
Excellent	5	2	10	10.53
Very Good	4	3	12	15.79
Good	3	7	21	36.84
satisfactory	2	1	2	5.26
Below satisfaction	1	6	6	31.58
Performance				53.68



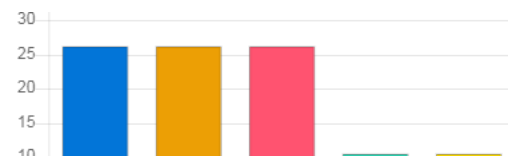
Question	Overall Library services			
Answer	Value	No. of response(s)	Response value	Response %
Excellent	5	2	10	10.53
Very Good	4	3	12	15.79
Good	3	4	12	21.05
satisfactory	2	2	4	10.53
Below satisfaction	1	8	8	42.11
Performance				48.42



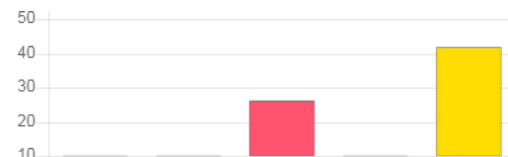
Question	Timely communication from office			
Answer	Value	No. of response(s)	Response value	Response %
Excellent	5	5	25	26.32
Very Good	4	3	12	15.79
Good	3	8	24	42.11
satisfactory	2	0	0	0.00
Below satisfaction	1	3	3	15.79
Performance				67.37



Question	Cooperation from Office staff			
Answer	Value	No. of response(s)	Response value	Response %
Excellent	5	5	25	26.32
Very Good	4	5	20	26.32
Good	3	5	15	26.32
satisfactory	2	2	4	10.53
Below satisfaction	1	2	2	10.53
Performance				69.47



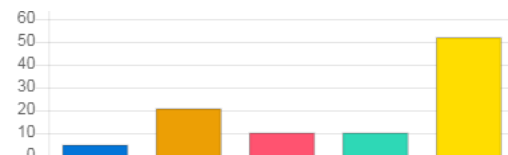
Question	Drinking water facility			
Answer	Value	No. of response(s)	Response value	Response %
Excellent	5	2	10	10.53
Very Good	4	2	8	10.53
Good	3	5	15	26.32
satisfactory	2	2	4	10.53
Below satisfaction	1	8	8	42.11
Performance				47.37



Question	Common/Wash room facility			
Answer	Value	No. of response(s)	Response value	Response %
Excellent	5	4	20	21.05
Very Good	4	3	12	15.79
Good	3	1	3	5.26
satisfactory	2	1	2	5.26
Below satisfaction	1	10	10	52.63
Performance				49.47



Question	Computer and Internet facility			
Answer	Value	No. of response(s)	Response value	Response %
Excellent	5	1	5	5.26
Very Good	4	4	16	21.05
Good	3	2	6	10.53
satisfactory	2	2	4	10.53
Below satisfaction	1	10	10	52.63
Performance				43.16



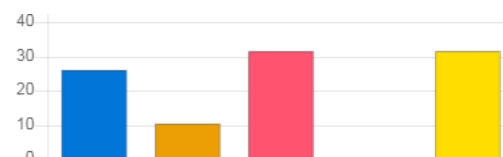
Question	Canteen facility			
Answer	Value	No. of response(s)	Response value	Response %
Excellent	5	0	0	0.00
Very Good	4	4	16	21.05
Good	3	3	9	15.79
satisfactory	2	3	6	15.79
Below satisfaction	1	9	9	47.37
Performance				42.11



Question	Gymkhana and Sports facility			
Answer	Value	No. of response(s)	Response value	Response %
Excellent	5	1	5	5.26
Very Good	4	0	0	0.00
Good	3	0	0	0.00
satisfactory	2	5	10	26.32
Below satisfaction	1	13	13	68.42
Performance				29.47



Question	Overall security in campus			
Answer	Value	No. of response(s)	Response value	Response %
Excellent	5	5	25	26.32
Very Good	4	2	8	10.53
Good	3	6	18	31.58
satisfactory	2	0	0	0.00
Below satisfaction	1	6	6	31.58
Performance				60.00



Achieved Scope for improvement



Achieved 52.63 | Scope for improvement 47.37

Actions Taken

Already new additional construction started for seating arrangement
 Additional computers and routers are plan to install for better facility
 We confirmed about no any physical or mental ragging going on in campus.
 In future, definitely we plan for Gymkhana and indoor sport facility
 Ask management and took approval for the installation of CCTV in the campus

✓ x



[Signature]
 Principal
 Principal
 Rajarshi Shahu College of Pharmacy,
 Malvihir, Buldana.



Rajarshi Shahu College of Pharmacy, Buldana

ACA/D/86

Feedback Analysis

Title : Administrative Services

Academic Year : 2019-20

Class : Sixth Semester (Div A) [B. Pharmacy]

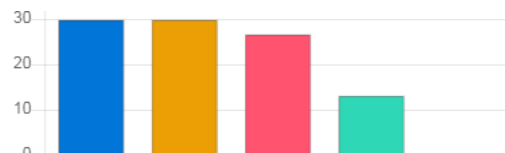
Details : Activity

Total number of response(s) : 30 / 30

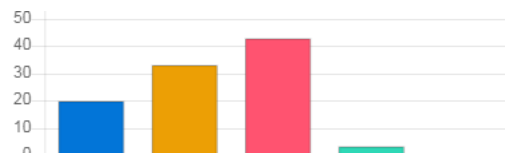
Question	Ragging free campus			
Answer	Value	No. of response(s)	Response value	Response %
Excellent	5	18	90	60.00
Very Good	4	7	28	23.33
Good	3	5	15	16.67
satisfactory	2	0	0	0.00
Below satisfaction	1	0	0	0.00
Performance				88.67



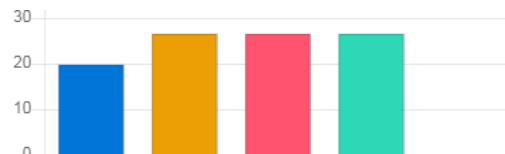
Question	Seating arrangement and teaching aids in classroom			
Answer	Value	No. of response(s)	Response value	Response %
Excellent	5	9	45	30.00
Very Good	4	9	36	30.00
Good	3	8	24	26.67
satisfactory	2	4	8	13.33
Below satisfaction	1	0	0	0.00
Performance				75.33



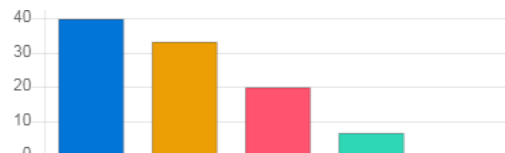
Question	Overall infrastructure and laboratory equipments			
Answer	Value	No. of response(s)	Response value	Response %
Excellent	5	6	30	20.00
Very Good	4	10	40	33.33
Good	3	13	39	43.33
satisfactory	2	1	2	3.33
Below satisfaction	1	0	0	0.00
Performance				74.00



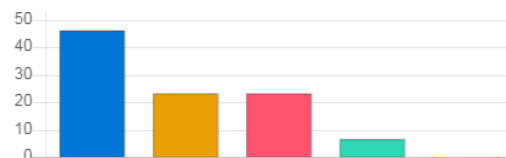
Question	Overall Library services			
Answer	Value	No. of response(s)	Response value	Response %
Excellent	5	6	30	20.00
Very Good	4	8	32	26.67
Good	3	8	24	26.67
satisfactory	2	8	16	26.67
Below satisfaction	1	0	0	0.00
Performance				68.00



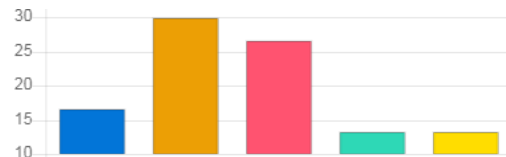
Question	Timely communication from office			
Answer	Value	No. of response(s)	Response value	Response %
Excellent	5	12	60	40.00
Very Good	4	10	40	33.33
Good	3	6	18	20.00
satisfactory	2	2	4	6.67
Below satisfaction	1	0	0	0.00
Performance				81.33



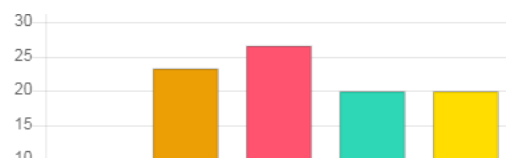
Question	Cooperation from Office staff			
Answer	Value	No. of response(s)	Response value	Response %
Excellent	5	14	70	46.67
Very Good	4	7	28	23.33
Good	3	7	21	23.33
satisfactory	2	2	4	6.67
Below satisfaction	1	0	0	0.00
Performance				82.00



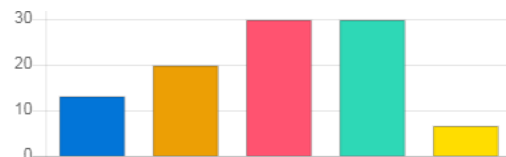
Question	Drinking water facility			
Answer	Value	No. of response(s)	Response value	Response %
Excellent	5	5	25	16.67
Very Good	4	9	36	30.00
Good	3	8	24	26.67
satisfactory	2	4	8	13.33
Below satisfaction	1	4	4	13.33
Performance				64.67



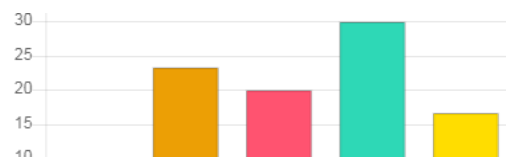
Question	Common/Wash room facility			
Answer	Value	No. of response(s)	Response value	Response %
Excellent	5	3	15	10.00
Very Good	4	7	28	23.33
Good	3	8	24	26.67
satisfactory	2	6	12	20.00
Below satisfaction	1	6	6	20.00
Performance				56.67



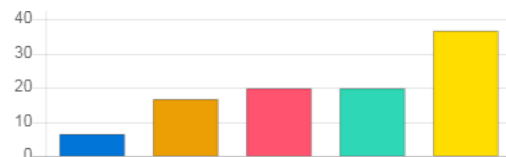
Question	Computer and Internet facility			
Answer	Value	No. of response(s)	Response value	Response %
Excellent	5	4	20	13.33
Very Good	4	6	24	20.00
Good	3	9	27	30.00
satisfactory	2	9	18	30.00
Below satisfaction	1	2	2	6.67
Performance				60.67



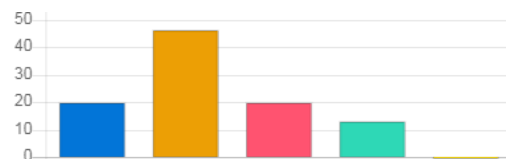
Question	Canteen facility			
Answer	Value	No. of response(s)	Response value	Response %
Excellent	5	3	15	10.00
Very Good	4	7	28	23.33
Good	3	6	18	20.00
satisfactory	2	9	18	30.00
Below satisfaction	1	5	5	16.67
Performance				56.00



Question	Gymkhana and Sports facility			
Answer	Value	No. of response(s)	Response value	Response %
Excellent	5	2	10	6.67
Very Good	4	5	20	16.67
Good	3	6	18	20.00
satisfactory	2	6	12	20.00
Below satisfaction	1	11	11	36.67
Performance				47.33



Question	Overall security in campus			
Answer	Value	No. of response(s)	Response value	Response %
Excellent	5	6	30	20.00
Very Good	4	14	56	46.67
Good	3	6	18	20.00
satisfactory	2	4	8	13.33
Below satisfaction	1	0	0	0.00
Performance				74.67



Achieved Scope for improvement



Achieved 69.11 | Scope for improvement 30.89

Actions Taken

Anti-ragging committee looked after this feedback, and found that, senior students when asked Juniors about their friendly introduction, some students don't like it.

Already new additional construction started for seating arrangement

Additional computers and routers are plan to install for better facility

We confirmed about no any physical or mental ragging going on in campus.

In future, definitely we plan for Gymkhana and indoor sport facility

Ask management and took approval for the installation of CCTV in the campus



Principal
Principal
Rajarshi Shahu College of Pharmacy,
Malvihir, Buldana.