



Rajarshi Shahu College of Pharmacy, Buldana

ACA/D/86

Feedback Analysis

Title : Faculty Feedback

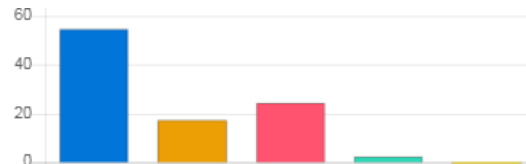
Academic Year : 2019-20

Class : Fourth Semester (Div A) [B. Pharmacy]

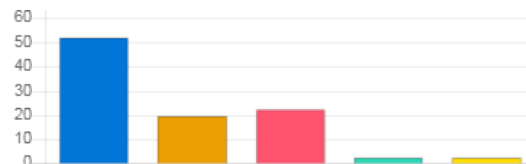
Details : S L Khan

Total number of response(s) : 40 / 40

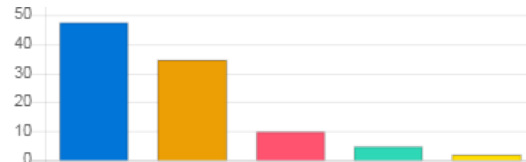
Question	Preparation of the subject by teacher			
Answer	Value	No. of response(s)	Response value	Response %
Excellent	5	22	110	55.00
Very Good	4	7	28	17.50
Good	3	10	30	25.00
Satisfactory	2	1	2	2.50
Poor	1	0	0	0.00
Performance				85.00



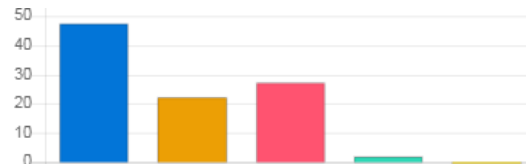
Question	Clarity and neatness in communication			
Answer	Value	No. of response(s)	Response value	Response %
Excellent	5	21	105	52.50
Very Good	4	8	32	20.00
Good	3	9	27	22.50
Satisfactory	2	1	2	2.50
Poor	1	1	1	2.50
Performance				83.50



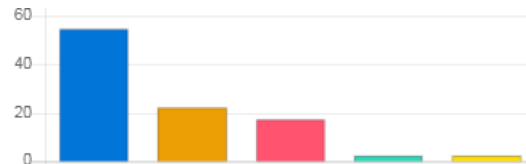
Question	Logical presentation of content			
Answer	Value	No. of response(s)	Response value	Response %
Excellent	5	19	95	47.50
Very Good	4	14	56	35.00
Good	3	4	12	10.00
Satisfactory	2	2	4	5.00
Poor	1	1	1	2.50
Performance				84.00



Question	Encouragement to questions from students			
Answer	Value	No. of response(s)	Response value	Response %
Excellent	5	19	95	47.50
Very Good	4	9	36	22.50
Good	3	11	33	27.50
Satisfactory	2	1	2	2.50
Poor	1	0	0	0.00
Performance				83.00



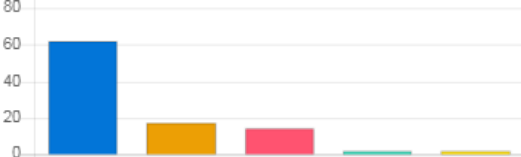
Question	Examples of practical applications of principles taught to make the subject clear			
Answer	Value	No. of response(s)	Response value	Response %
Excellent	5	22	110	55.00
Very Good	4	9	36	22.50
Good	3	7	21	17.50
Satisfactory	2	1	2	2.50
Poor	1	1	1	2.50
Performance				85.00



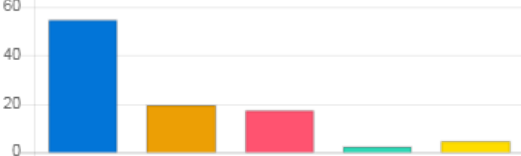
Question	Clarification of doubts			
Answer	Value	No. of response(s)	Response value	Response %
Excellent	5	19	95	47.50
Very Good	4	10	40	25.00
Good	3	9	27	22.50
Satisfactory	2	1	2	2.50
Poor	1	1	1	2.50
Performance				82.50



Question	Overall control on the class			
Answer	Value	No. of response(s)	Response value	Response %
Excellent	5	25	125	62.50
Very Good	4	7	28	17.50
Good	3	6	18	15.00
Satisfactory	2	1	2	2.50
Poor	1	1	1	2.50
Performance				87.00



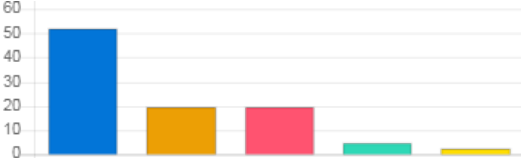
Question	Summary of portion covered, at the start and end of the lecture			
Answer	Value	No. of response(s)	Response value	Response %
Excellent	5	22	110	55.00
Very Good	4	8	32	20.00
Good	3	7	21	17.50
Satisfactory	2	1	2	2.50
Poor	1	2	2	5.00
Performance				83.50



Question	Friendliness in the class			
Answer	Value	No. of response(s)	Response value	Response %
Excellent	5	15	75	37.50
Very Good	4	9	36	22.50
Good	3	11	33	27.50
Satisfactory	2	4	8	10.00
Poor	1	1	1	2.50
Performance				76.50



Question	Motivation to students to excel			
Answer	Value	No. of response(s)	Response value	Response %
Excellent	5	21	105	52.50
Very Good	4	8	32	20.00
Good	3	8	24	20.00
Satisfactory	2	2	4	5.00
Poor	1	1	1	2.50
Performance				83.00

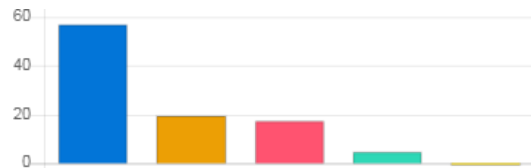


Question	Extra information related to subject given			
Answer	Value	No. of response(s)	Response value	Response %
Excellent	5	22	110	55.00
Very Good	4	9	36	22.50
Good	3	6	18	15.00
Satisfactory	2	2	4	5.00
Poor	1	1	1	2.50
Performance				84.50



Question	Subject is difficult; teacher makes it interesting and easy			
Answer	Value	No. of response(s)	Response value	Response %
Excellent	5	20	100	50.00
Very Good	4	11	44	27.50
Good	3	7	21	17.50
Satisfactory	2	1	2	2.50
Poor	1	1	1	2.50
Performance				84.00

Question	Strictness of teacher			
Answer	Value	No. of response(s)	Response value	Response %
Excellent	5	23	115	57.50
Very Good	4	8	32	20.00
Good	3	7	21	17.50
Satisfactory	2	2	4	5.00
Poor	1	0	0	0.00
Performance				86.00



Achieved Scope for improvement



Achieved 83.65 | Scope for improvement 16.35

Actions Taken

This feedback have been communicated to respective faculty member for his information. Principal Sir took personal meeting with him and asked him to take necessary measure. Also appreciated his work and motivate him for future task.




Principal
Principal
Rajarshi Shahu College of Pharmacy,
Malvihir, Buldana.



Rajarshi Shahu College of Pharmacy, Buldana

ACA/D/86

Feedback Analysis

Title : Faculty Feedback

Academic Year : 2019-20

Class : Second Semester (Div B) [B. Pharmacy]

Details : Falak Arjumand Siddiqui

Total number of response(s) : 36 / 36

Question	Preparation of the subject by teacher			
Answer	Value	No. of response(s)	Response value	Response %
Excellent	5	25	125	69.44
Very Good	4	7	28	19.44
Good	3	4	12	11.11
Satisfactory	2	0	0	0.00
Poor	1	0	0	0.00
Performance				91.67



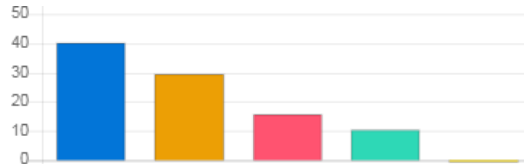
Question	Clarity and neatness in communication			
Answer	Value	No. of response(s)	Response value	Response %
Excellent	5	20	100	55.56
Very Good	4	12	48	33.33
Good	3	2	6	5.56
Satisfactory	2	2	4	5.56
Poor	1	0	0	0.00
Performance				87.78



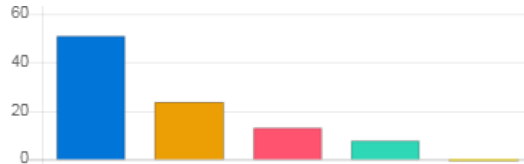
Question	Logical presentation of content			
Answer	Value	No. of response(s)	Response value	Response %
Excellent	5	18	90	50.00
Very Good	4	9	36	25.00
Good	3	7	21	19.44
Satisfactory	2	0	0	0.00
Poor	1	2	2	5.56
Performance				82.78



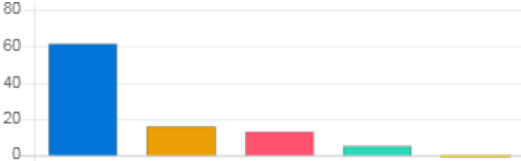
Question	Encouragement to questions from students			
Answer	Value	No. of response(s)	Response value	Response %
Excellent	5	15	75	41.67
Very Good	4	11	44	30.56
Good	3	6	18	16.67
Satisfactory	2	4	8	11.11
Poor	1	0	0	0.00
Performance				80.56



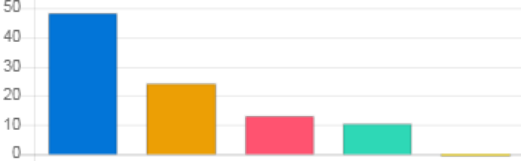
Question	Examples of practical applications of principles taught to make the subject clear			
Answer	Value	No. of response(s)	Response value	Response %
Excellent	5	19	95	52.78
Very Good	4	9	36	25.00
Good	3	5	15	13.89
Satisfactory	2	3	6	8.33
Poor	1	0	0	0.00
Performance				84.44



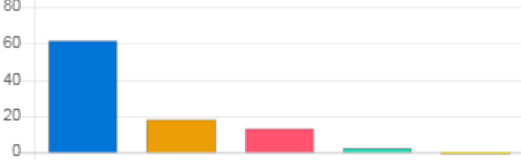
Question	Clarification of doubts			
Answer	Value	No. of response(s)	Response value	Response %
Excellent	5	23	115	63.89
Very Good	4	6	24	16.67
Good	3	5	15	13.89
Satisfactory	2	2	4	5.56
Poor	1	0	0	0.00
Performance				87.78



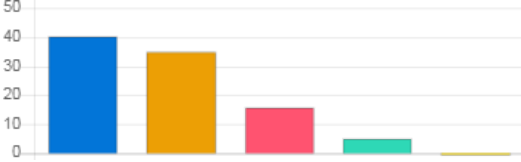
Question	Overall control on the class			
Answer	Value	No. of response(s)	Response value	Response %
Excellent	5	18	90	50.00
Very Good	4	9	36	25.00
Good	3	5	15	13.89
Satisfactory	2	4	8	11.11
Poor	1	0	0	0.00
Performance				82.78



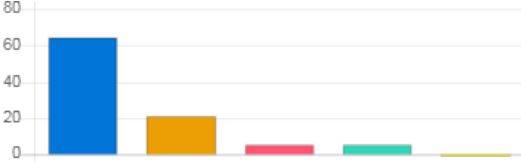
Question	Summary of portion covered, at the start and end of the lecture			
Answer	Value	No. of response(s)	Response value	Response %
Excellent	5	23	115	63.89
Very Good	4	7	28	19.44
Good	3	5	15	13.89
Satisfactory	2	1	2	2.78
Poor	1	0	0	0.00
Performance				88.89



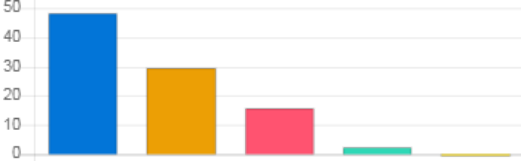
Question	Friendliness in the class			
Answer	Value	No. of response(s)	Response value	Response %
Excellent	5	15	75	41.67
Very Good	4	13	52	36.11
Good	3	6	18	16.67
Satisfactory	2	2	4	5.56
Poor	1	0	0	0.00
Performance				82.78



Question	Motivation to students to excel			
Answer	Value	No. of response(s)	Response value	Response %
Excellent	5	24	120	66.67
Very Good	4	8	32	22.22
Good	3	2	6	5.56
Satisfactory	2	2	4	5.56
Poor	1	0	0	0.00
Performance				90.00

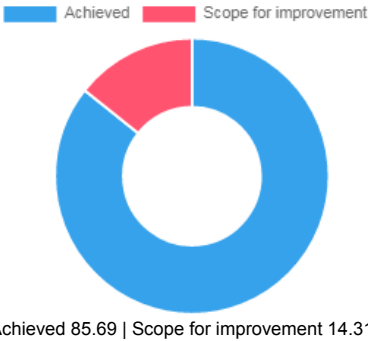


Question	Extra information related to subject given			
Answer	Value	No. of response(s)	Response value	Response %
Excellent	5	18	90	50.00
Very Good	4	11	44	30.56
Good	3	6	18	16.67
Satisfactory	2	1	2	2.78
Poor	1	0	0	0.00
Performance				85.56



Question	Subject is difficult; teacher makes it interesting and easy			
Answer	Value	No. of response(s)	Response value	Response %
Excellent	5	17	85	47.22
Very Good	4	11	44	30.56
Good	3	8	24	22.22
Satisfactory	2	0	0	0.00
Poor	1	0	0	0.00
Performance				85.00

Question	Strictness of teacher			
Answer	Value	No. of response(s)	Response value	Response %
Excellent	5	18	90	50.00
Very Good	4	7	28	19.44
Good	3	11	33	30.56
Satisfactory	2	0	0	0.00
Poor	1	0	0	0.00
Performance				83.89



Actions Taken

This feedback have been communicated to respective faculty member for her information. Principal Sir took personal meeting with her and asked her to take necessary measure. Also appreciated her work and motivate her for future task.



Principal
 Principal
 Rajarshi Shahu College of Pharmacy,
 Malvihir, Buldana.



Rajarshi Shahu College of Pharmacy, Buldana

Course Feedback Report

Sr. No.	Faculty Name	Department	Semester/ Group	Subject	Title	Attendees	Performance (%)	Average (%)
1	Sharad Tayde	B. Pharmacy	Second Semester (Div B)	Pathophysiology (Theory Regular)	Course Feedback	32	85.65	87.56
		B. Pharmacy	Second Semester (Div B)	Pathophysiology (Theory Regular)	Course End Survey	32	89.46	
2	Rohit Salkute	B. Pharmacy	Second Semester (Div B)	Computer Applications in Pharmacy (Theory Regular)	Course Feedback	33	83.99	87.37
		B. Pharmacy	Second Semester (Div B)	Computer Applications in Pharmacy (Theory Regular)	Course End Survey	31	90.75	
		B. Pharmacy	Second Semester (Div B)	Computer Applications in Pharmacy (Practical Regular)		0	0	
3	Fahim Memon	B. Pharmacy	Second Semester (Div B)	Human Anatomy and Physiology II (Theory Regular)	Course Feedback	33	84.32	87.97
		B. Pharmacy	Second Semester (Div B)	Human Anatomy and Physiology II (Theory Regular)	Course End Survey	31	91.61	
4	Falak Arjumand Siddiqui	B. Pharmacy	Second Semester (Div B)	Biochemistry (Theory Regular)	Course Feedback	37	83.09	86.65
		B. Pharmacy	Second Semester (Div B)	Biochemistry (Theory Regular)	Course End Survey	33	90.21	
		B. Pharmacy	Second Semester (Div B)	Biochemistry (Practical Regular)		0	0	
5	Prof Vikas P Rindhe	B. Pharmacy	Second Semester (Div B)	Human Anatomy and Physiology II (Practical Regular)		0	0	0.00
6	Rushikesh Diware	B. Pharmacy	Second Semester (Div B)	ENVIRONMENTAL SCIENCES (Theory Regular)	Course Feedback	32	83.83	85.89
		B. Pharmacy	Second Semester (Div B)	ENVIRONMENTAL SCIENCES (Theory Regular)	Course End Survey	33	87.96	

Sr. No.	Faculty Name	Department	Semester/ Group	Subject	Title	Attendees	Performance (%)	Average (%)
7	Gajanan Sonwane	B. Pharmacy	Second Semester (Div B)	Pharmaceutical Organic Chemistry I (Theory Regular)	Course Feedback	32	82.11	84.28
		B. Pharmacy	Second Semester (Div B)	Pharmaceutical Organic Chemistry I (Theory Regular)	Course End Survey	31	86.45	
		B. Pharmacy	Second Semester (Div B)	Pharmaceutical Organic Chemistry I (Practical Regular)		0	0	

Action taken:

All the responses obtained from students discussed by Principal Sir with individual faculty member and asked them to take extra efforts on demand of students. Same feedback is available in individual faculty login in detail. Principal Sir, also appreciate the efforts taken by each faculty.



Rajarshi Shahu College of Pharmacy, Buldana

Course Feedback Report

Sr. No.	Faculty Name	Department	Semester/ Group	Subject	Title	Attendees	Performance (%)	Average (%)
1	Sharad Tayde	B. Pharmacy	Second Semester (Div A)	Pathophysiology (Theory Regular)	Course Feedback	31	86.41	87.98
		B. Pharmacy	Second Semester (Div A)	Pathophysiology (Theory Regular)	Course End Survey	30	89.56	
2	Rohit Salkute	B. Pharmacy	Second Semester (Div A)	Computer Applications in Pharmacy (Theory Regular)	Course Feedback	32	83.73	85.52
		B. Pharmacy	Second Semester (Div A)	Computer Applications in Pharmacy (Theory Regular)	Course End Survey	31	87.31	
		B. Pharmacy	Second Semester (Div A)	Computer Applications in Pharmacy (Practical Regular)		0	0	
3	Fahim Memon	B. Pharmacy	Second Semester (Div A)	Human Anatomy and Physiology II (Theory Regular)	Course Feedback	32	85.2	84.86
		B. Pharmacy	Second Semester (Div A)	Human Anatomy and Physiology II (Theory Regular)	Course End Survey	31	84.52	
4	Falak Arjumand Siddiqui	B. Pharmacy	Second Semester (Div A)	Biochemistry (Theory Regular)	Course Feedback	34	83.85	85.59
		B. Pharmacy	Second Semester (Div A)	Biochemistry (Theory Regular)	Course End Survey	30	87.33	
		B. Pharmacy	Second Semester (Div A)	Biochemistry (Practical Regular)		0	0	
5	Prof Vikas P Rindhe	B. Pharmacy	Second Semester (Div A)	Human Anatomy and Physiology II (Practical Regular)		0	0	0.00
6	Rushikesh Diware	B. Pharmacy	Second Semester (Div A)	ENVIRONMENTAL SCIENCES (Theory Regular)	Course Feedback	30	83.11	83.38
		B. Pharmacy	Second Semester (Div A)	ENVIRONMENTAL SCIENCES (Theory Regular)	Course End Survey	35	83.66	

Sr. No.	Faculty Name	Department	Semester/ Group	Subject	Title	Attendees	Performance (%)	Average (%)
7	Gajanan Sonwane	B. Pharmacy	Second Semester (Div A)	Pharmaceutical Organic Chemistry I (Theory Regular)	Course Feedback	34	82.05	84.91
		B. Pharmacy	Second Semester (Div A)	Pharmaceutical Organic Chemistry I (Theory Regular)	Course End Survey	32	87.78	
		B. Pharmacy	Second Semester (Div A)	Pharmaceutical Organic Chemistry I (Practical Regular)		0	0	

Action taken:

All the responses obtained from students discussed by Principal Sir with individual faculty member and asked them to take extra efforts on demand of students. Same feedback is available in individual faculty login in detail. Principal Sir, also appreciate the efforts taken by each faculty.



Rajarshi Shahu College of Pharmacy, Buldana

ACA/D/86

Feedback Analysis

Title : Course End Survey

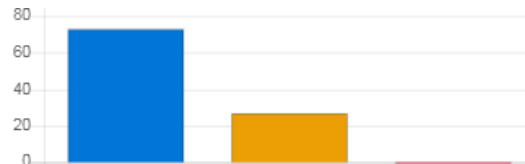
Academic Year : 2019-20

Class : Sixth Semester (Div B) [B. Pharmacy]

Details : Medicinal Chemistry III - Theory | Regular (Rushikesh Diware)

Total number of response(s) : 26 / 26

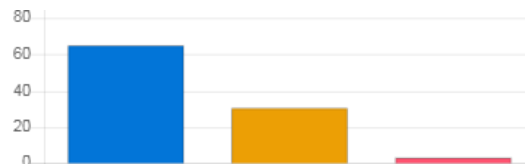
Question	Please give your opinion regarding content completeness by faculty			
Answer	Value	No. of response(s)	Response value	Response %
● Faculty teaching includes all the relevant key information needed (Excellent)	3	19	57	73.08
● Faculty teaching includes information but less relevant (Very Good)	2	7	14	26.92
● Faculty teaching lacks information (Poor)	1	0	0	0.00
Performance				91.03



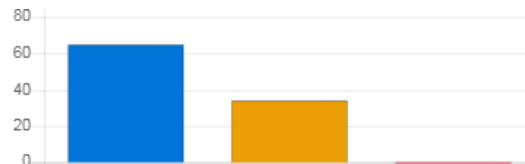
Question	Please give your opinion regarding Organization of Faculty teaching			
Answer	Value	No. of response(s)	Response value	Response %
● Information is in logical, interesting sequence with illustrations which audience can follow (Excellent)	3	16	48	61.54
● Information is in logical sequence which audience can follow but lack in illustration (Very Good)	2	10	20	38.46
● Cannot understand teaching because there is no sequence of information (Poor)	1	0	0	0.00
Performance				87.18



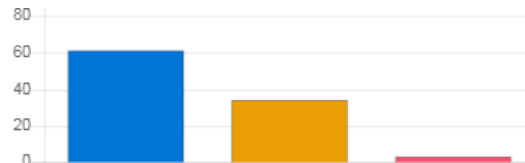
Question	Please give your opinion regarding Clarity in delivery			
Answer	Value	No. of response(s)	Response value	Response %
● Faculty teaching audible to all and communication is effective (Excellent)	3	17	51	65.38
● Faculty teaching mostly audible and communication is not effective (Very Good)	2	8	16	30.77
● Faculty teaching is not audible (Poor)	1	1	1	3.85
Performance				87.18



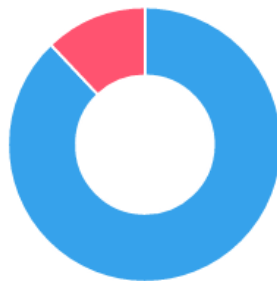
Question	Please give your opinion regarding Information gathering of concerned subject			
Answer	Value	No. of response(s)	Response value	Response %
● Digs up all kinds of information (core and peripheral level) related to task , comes up with exhaustive information including all the background (Excellent)	3	17	51	65.38
● Collects adequate information about the task but not much about related ones (Very Good)	2	9	18	34.62
● Collects minimal information and about just the particular tool/technology (Poor)	1	0	0	0.00
Performance				88.46



Question	Please give your opinion regarding Responsiveness to audience by faculty			
Answer	Value	No. of response(s)	Response value	Response %
● Response to queries(core and peripheral level) of audience with clarity and confidence (Excellent)	3	16	48	61.54
● Response to queries (core but not peripheral level) of audience with less clarity and confidence (Very Good)	2	9	18	34.62
● Response to the queries is poor (Poor)	1	1	1	3.85
Performance				85.90




Achieved Scope for improvement



Achieved 87.95 | Scope for improvement 12.05

Actions Taken

This feedback have been communicated to respective faculty member for his information. Principal Sir took personal meeting with him and asked him to take necessary measure. Also appreciated his work and motivate him for future task.




Principal
Principal
Rajarshi Shahu College of Pharmacy,
Malvihir, Buldana.



Rajarshi Shahu College of Pharmacy, Buldana

Course Feedback Report

Sr. No.	Faculty Name	Department	Semester/ Group	Subject	Title	Attendees	Performance (%)	Average (%)
1	Dr Vikram Sancheti	B. Pharmacy	Fourth Semester (Div B)	Physical Pharmaceutics II (Theory Regular)	Course Feedback	20	79.16	79.19
		B. Pharmacy	Fourth Semester (Div B)	Physical Pharmaceutics II (Theory Regular)	Course End Survey	17	79.21	
2	Mangesh Deokar	B. Pharmacy	Fourth Semester (Div B)	Pharmacology I (Theory Regular)	Course Feedback	20	76.72	79.59
		B. Pharmacy	Fourth Semester (Div B)	Pharmacology I (Theory Regular)	Course End Survey	19	82.46	
		B. Pharmacy	Fourth Semester (Div B)	Pharmacology I (Practical Regular)		0	0	
3	Yogesh Ubarhande	B. Pharmacy	Fourth Semester (Div B)	Physical Pharmaceutics II (Practical Regular)		0	0	0.00
4	Rohit Salkute	B. Pharmacy	Fourth Semester (Div B)	Computer Applications in Pharmacy (For 2nd Year) (Theory Elective)	Course Feedback	22	78.07	80.53
		B. Pharmacy	Fourth Semester (Div B)	Computer Applications in Pharmacy (For 2nd Year) (Theory Elective)	Course End Survey	20	83	
		B. Pharmacy	Fourth Semester (Div B)	Computer Applications in Pharmacy (For 2nd Year) (Practical Elective)		0	0	
5	S L Khan	B. Pharmacy	Fourth Semester (Div B)	Medicinal Chemistry I (Theory Regular)	Course Feedback	22	81.59	82.63
		B. Pharmacy	Fourth Semester (Div B)	Medicinal Chemistry I (Theory Regular)	Course End Survey	20	83.67	
		B. Pharmacy	Fourth Semester (Div B)	Medicinal Chemistry I (Practical Regular)		0	0	

Sr. No.	Faculty Name	Department	Semester/ Group	Subject	Title	Attendees	Performance (%)	Average (%)
6	Fahim Memon	B. Pharmacy	Fourth Semester (Div B)	Pharmacognosy and Phytochemistry I (Theory Regular)	Course Feedback	20	79.06	83.03
		B. Pharmacy	Fourth Semester (Div B)	Pharmacognosy and Phytochemistry I (Theory Regular)	Course End Survey	21	87	
7	Prof Vikas P Rindhe	B. Pharmacy	Fourth Semester (Div B)	Pharmacognosy and Phytochemistry I (Practical Regular)		0	0	0.00
8	Rushikesh Diware	B. Pharmacy	Fourth Semester (Div B)	ENVIRONMENTAL SCIENCES (For 2nd Year) (Theory Elective)	Course Feedback	20	78.94	80.35
		B. Pharmacy	Fourth Semester (Div B)	ENVIRONMENTAL SCIENCES (For 2nd Year) (Theory Elective)	Course End Survey	19	81.76	
9	Dr. Vijay Borkar	B. Pharmacy	Fourth Semester (Div B)	Pharmaceutical Organic Chemistry III (Theory Regular)	Course Feedback	23	80.52	83.09
		B. Pharmacy	Fourth Semester (Div B)	Pharmaceutical Organic Chemistry III (Theory Regular)	Course End Survey	20	85.67	

Action taken:

All the responses obtained from students discussed by Principal Sir with individual faculty member and asked them to take extra efforts on demand of students. Same feedback is available in individual faculty login in detail. Principal Sir, also appreciate the efforts taken by each faculty.



Rajarshi Shahu College of Pharmacy, Buldana

Course Feedback Report

Sr. No.	Faculty Name	Department	Semester/ Group	Subject	Title	Attendees	Performance (%)	Average (%)
1	Dr Vikram Sancheti	B. Pharmacy	Fourth Semester (Div A)	Physical Pharmaceutics II (Theory Regular)	Course Feedback	37	79.93	77.56
		B. Pharmacy	Fourth Semester (Div A)	Physical Pharmaceutics II (Theory Regular)	Course End Survey	36	75.19	
2	Mangesh Deokar	B. Pharmacy	Fourth Semester (Div A)	Pharmacology I (Theory Regular)	Course Feedback	37	79.5	77.44
		B. Pharmacy	Fourth Semester (Div A)	Pharmacology I (Theory Regular)	Course End Survey	36	75.37	
		B. Pharmacy	Fourth Semester (Div A)	Pharmacology I (Practical Regular)		0	0	
3	Yogesh Ubarhande	B. Pharmacy	Fourth Semester (Div A)	Physical Pharmaceutics II (Practical Regular)		0	0	0.00
4	S L Khan	B. Pharmacy	Fourth Semester (Div A)	Medicinal Chemistry I (Theory Regular)	Course Feedback	37	79.78	81.78
		B. Pharmacy	Fourth Semester (Div A)	Medicinal Chemistry I (Theory Regular)	Course End Survey	37	83.78	
		B. Pharmacy	Fourth Semester (Div A)	Medicinal Chemistry I (Practical Regular)		0	0	
5	Fahim Memon	B. Pharmacy	Fourth Semester (Div A)	Pharmacognosy and Phytochemistry I (Theory Regular)	Course Feedback	37	80.45	79.20
		B. Pharmacy	Fourth Semester (Div A)	Pharmacognosy and Phytochemistry I (Theory Regular)	Course End Survey	36	77.96	
6	Prof Vikas P Rindhe	B. Pharmacy	Fourth Semester (Div A)	Pharmacognosy and Phytochemistry I (Practical Regular)		0	0	0.00

Sr. No.	Faculty Name	Department	Semester/ Group	Subject	Title	Attendees	Performance (%)	Average (%)
7	Dr. Vijay Borkar	B. Pharmacy	Fourth Semester (Div A)	Pharmaceutical Organic Chemistry III (Theory Regular)	Course Feedback	37	81.79	80.99
		B. Pharmacy	Fourth Semester (Div A)	Pharmaceutical Organic Chemistry III (Theory Regular)	Course End Survey	36	80.19	

Action taken:

All the responses obtained from students discussed by Principal Sir with individual faculty member and asked them to take extra efforts on demand of students. Same feedback is available in individual faculty login in detail. Principal Sir, also appreciate the efforts taken by each faculty.



Rajarshi Shahu College of Pharmacy, Buldana

Course Feedback Report

Sr. No.	Faculty Name	Department	Semester/ Group	Subject	Title	Attendees	Performance (%)	Average (%)
1	Sandip Hursade	B. Pharmacy	Sixth Semester (Div B)	Pharmacology III (Theory Regular)	Course Feedback	28	84.86	86.15
		B. Pharmacy	Sixth Semester (Div B)	Pharmacology III (Theory Regular)	Course End Survey	26	87.44	
		B. Pharmacy	Sixth Semester (Div B)	Pharmacology III (Practical Regular)		0	0	
2	Sharad Tayde	B. Pharmacy	Sixth Semester (Div B)	Biopharmaceutics and Pharmacokinetics (Theory Regular)	Course Feedback	26	85.6	84.85
		B. Pharmacy	Sixth Semester (Div B)	Biopharmaceutics and Pharmacokinetics (Theory Regular)	Course End Survey	26	84.1	
3	Shital Redasani	B. Pharmacy	Sixth Semester (Div B)	Pharmaceutical Biotechnology (Theory Regular)	Course Feedback	29	80.45	80.87
		B. Pharmacy	Sixth Semester (Div B)	Pharmaceutical Biotechnology (Theory Regular)	Course End Survey	27	81.28	
4	Satish Shelke	B. Pharmacy	Sixth Semester (Div B)	Quality Assurance (Theory Regular)	Course Feedback	27	86.03	85.84
		B. Pharmacy	Sixth Semester (Div B)	Quality Assurance (Theory Regular)	Course End Survey	26	85.64	
5	MADHAV CHAKOLKAR	B. Pharmacy	Sixth Semester (Div B)	Herbal Drug Technology (Theory Regular)	Course Feedback	27	86.81	87.77
		B. Pharmacy	Sixth Semester (Div B)	Herbal Drug Technology (Theory Regular)	Course End Survey	27	88.72	
		B. Pharmacy	Sixth Semester (Div B)	Herbal Drug Technology (Practical Regular)		0	0	

Sr. No.	Faculty Name	Department	Semester/ Group	Subject	Title	Attendees	Performance (%)	Average (%)
6	Rushikesh Diware	B. Pharmacy	Sixth Semester (Div B)	Medicinal Chemistry III (Theory Regular)	Course Feedback	31	84.44	86.19
		B. Pharmacy	Sixth Semester (Div B)	Medicinal Chemistry III (Theory Regular)	Course End Survey	26	87.95	
		B. Pharmacy	Sixth Semester (Div B)	Medicinal Chemistry III (Practical Regular)		0	0	
7	Dr Darshan Telange	B. Pharmacy	Sixth Semester (Div B)	Herbal Drug Technology (Practical Regular)		0	0	0.00

Action taken:

All the responses obtained from students discussed by Principal Sir with individual faculty member and asked them to take extra efforts on demand of students. Same feedback is available in individual faculty login in detail. Principal Sir, also appreciate the efforts taken by each faculty.



Rajarshi Shahu College of Pharmacy, Buldana

Course Feedback Report

Sr. No.	Faculty Name	Department	Semester/ Group	Subject	Title	Attendees	Performance (%)	Average (%)
1	Sandip Hurpade	B. Pharmacy	Sixth Semester (Div A)	Pharmacology III (Theory Regular)	Course Feedback	29	80.56	83.96
		B. Pharmacy	Sixth Semester (Div A)	Pharmacology III (Theory Regular)	Course End Survey	30	87.36	
		B. Pharmacy	Sixth Semester (Div A)	Pharmacology III (Practical Regular)		0	0	
2	Sharad Tayde	B. Pharmacy	Sixth Semester (Div A)	Biopharmaceutics and Pharmacokinetics (Theory Regular)	Course Feedback	29	81.19	83.04
		B. Pharmacy	Sixth Semester (Div A)	Biopharmaceutics and Pharmacokinetics (Theory Regular)	Course End Survey	30	84.89	
3	Shital Redasani	B. Pharmacy	Sixth Semester (Div A)	Pharmaceutical Biotechnology (Theory Regular)	Course Feedback	31	78.45	81.64
		B. Pharmacy	Sixth Semester (Div A)	Pharmaceutical Biotechnology (Theory Regular)	Course End Survey	29	84.83	
4	Satish Shelke	B. Pharmacy	Sixth Semester (Div A)	Quality Assurance (Theory Regular)	Course Feedback	31	81.73	84.09
		B. Pharmacy	Sixth Semester (Div A)	Quality Assurance (Theory Regular)	Course End Survey	30	86.45	
5	MADHAV CHAKOLKAR	B. Pharmacy	Sixth Semester (Div A)	Herbal Drug Technology (Theory Regular)	Course Feedback	30	83.58	87.01
		B. Pharmacy	Sixth Semester (Div A)	Herbal Drug Technology (Theory Regular)	Course End Survey	30	90.44	
		B. Pharmacy	Sixth Semester (Div A)	Herbal Drug Technology (Practical Regular)		0	0	

Sr. No.	Faculty Name	Department	Semester/ Group	Subject	Title	Attendees	Performance (%)	Average (%)
6	Rushikesh Diware	B. Pharmacy	Sixth Semester (Div A)	Medicinal Chemistry III (Theory Regular)	Course Feedback	31	81.87	85.88
		B. Pharmacy	Sixth Semester (Div A)	Medicinal Chemistry III (Theory Regular)	Course End Survey	29	89.89	
		B. Pharmacy	Sixth Semester (Div A)	Medicinal Chemistry III (Practical Regular)		0	0	

Action taken:

All the responses obtained from students discussed by Principal Sir with individual faculty member and asked them to take extra efforts on demand of students. Same feedback is available in individual faculty login in detail. Principal Sir, also appreciate the efforts taken by each faculty.



Rajarshi Shahu College of Pharmacy, Buldana

Course Feedback Report

Sr. No.	Faculty Name	Department	Semester/ Group	Subject	Title	Attendees	Performance (%)	Average (%)
1	Dr Shailesh M. Kewatkar	B. Pharmacy	Eighth Semester (Div B)	Pharmacognosy - VI (Theory Regular)	Course Feedback	24	87.32	87.55
		B. Pharmacy	Eighth Semester (Div B)	Pharmacognosy - VI (Theory Regular)	Course End Survey	24	87.78	
		B. Pharmacy	Eighth Semester (Div B)	Pharmacognosy - VI (Practical Regular)		0	0	
2	Dr Vikram Sancheti	B. Pharmacy	Eighth Semester (Div B)	Clinical Pharmatherapeutics (Practical Regular)		0	0	0.00
3	Yogesh Ubarhande	B. Pharmacy	Eighth Semester (Div B)	Clinical Pharmatherapeutics (Practical Regular)		0	0	0.00
4	Parmeshwar Devhare	B. Pharmacy	Eighth Semester (Div B)	Medicinal Chemistry IV (Theory Regular)	Course Feedback	25	86	86.47
		B. Pharmacy	Eighth Semester (Div B)	Medicinal Chemistry IV (Theory Regular)	Course End Survey	24	86.94	
		B. Pharmacy	Eighth Semester (Div B)	Medicinal Chemistry IV (Practical Regular)		0	0	
5	Ashwini Kakde	B. Pharmacy	Eighth Semester (Div B)	Pharmaceutical Analysis-IV (Theory Regular)	Course Feedback	24	77.14	73.98
		B. Pharmacy	Eighth Semester (Div B)	Pharmaceutical Analysis-IV (Theory Regular)	Course End Survey	24	70.83	
		B. Pharmacy	Eighth Semester (Div B)	Pharmaceutical Analysis -IV (Practical Regular)		0	0	

Sr. No.	Faculty Name	Department	Semester/ Group	Subject	Title	Attendees	Performance (%)	Average (%)
6	Somnath Vibhute	B. Pharmacy	Eighth Semester (Div B)	Communication Skills (Theory Elective)	Course Feedback	26	76.66	75.50
		B. Pharmacy	Eighth Semester (Div B)	Communication Skills (Theory Elective)	Course End Survey	24	74.44	
		B. Pharmacy	Eighth Semester (Div B)	Pharmaceutics - VI (Practical Regular)		0	0	
		B. Pharmacy	Eighth Semester (Div B)	TPEDC (Theory Regular)	Course Feedback	24	76.11	
		B. Pharmacy	Eighth Semester (Div B)	TPEDC (Theory Regular)	Course End Survey	23	74.78	
7	Dr. Prakash Kendre	B. Pharmacy	Eighth Semester (Div B)	Pharmaceutics VI (Theory Regular)	Course Feedback	24	82.47	83.88
		B. Pharmacy	Eighth Semester (Div B)	Pharmaceutics VI (Theory Regular)	Course End Survey	24	85.28	
8	Dr. GAURAV HARLALKA	B. Pharmacy	Eighth Semester (Div B)	Clinical Pharmatherapeutics (Theory Regular)	Course Feedback	24	83.59	86.10
		B. Pharmacy	Eighth Semester (Div B)	Clinical Pharmatherapeutics (Theory Regular)	Course End Survey	24	88.61	

Action taken:

All the responses obtained from students discussed by Principal Sir with individual faculty member and asked them to take extra efforts on demand of students. Same feedback is available in individual faculty login in detail. Principal Sir, also appreciate the efforts taken by each faculty.



Rajarshi Shahu College of Pharmacy, Buldana

Course Feedback Report

Sr. No.	Faculty Name	Department	Semester/ Group	Subject	Title	Attendees	Performance (%)	Average (%)
1	Dr Shailesh M. Kewatkar	B. Pharmacy	Eighth Semester (Div A)	Pharmacognosy - VI (Theory Regular)	Course Feedback	38	86.09	88.14
		B. Pharmacy	Eighth Semester (Div A)	Pharmacognosy - VI (Theory Regular)	Course End Survey	38	90.18	
		B. Pharmacy	Eighth Semester (Div A)	Pharmacognosy - VI (Practical Regular)		0	0	
2	Dr Vikram Sancheti	B. Pharmacy	Eighth Semester (Div A)	Clinical Pharmatherapeutics (Practical Regular)		0	0	0.00
		B. Pharmacy	Eighth Semester (Div A)	Pharmacognosy - VI (Practical Regular)		0	0	
3	Yogesh Ubarhande	B. Pharmacy	Eighth Semester (Div A)	Pharmacognosy - VI (Practical Regular)		0	0	0.00
4	Parmeshwar Devhare	B. Pharmacy	Eighth Semester (Div A)	Medicinal Chemistry IV (Theory Regular)	Course Feedback	40	86.73	86.78
		B. Pharmacy	Eighth Semester (Div A)	Medicinal Chemistry IV (Theory Regular)	Course End Survey	38	86.84	
		B. Pharmacy	Eighth Semester (Div A)	Medicinal Chemistry IV (Practical Regular)		0	0	
5	Ashwini Kakde	B. Pharmacy	Eighth Semester (Div A)	Pharmaceutical Analysis-IV (Theory Regular)	Course Feedback	40	79.95	79.01
		B. Pharmacy	Eighth Semester (Div A)	Pharmaceutical Analysis-IV (Theory Regular)	Course End Survey	40	78.07	
		B. Pharmacy	Eighth Semester (Div A)	Pharmaceutical Analysis -IV (Practical Regular)		0	0	

Sr. No.	Faculty Name	Department	Semester/ Group	Subject	Title	Attendees	Performance (%)	Average (%)
6	Somnath Vibhute	B. Pharmacy	Eighth Semester (Div A)	Communication Skills (Theory Elective)	Course Feedback	41	76.95	77.87
		B. Pharmacy	Eighth Semester (Div A)	Communication Skills (Theory Elective)	Course End Survey	38	75.09	
		B. Pharmacy	Eighth Semester (Div A)	Pharmaceutics - VI (Practical Regular)		0	0	
		B. Pharmacy	Eighth Semester (Div A)	TPEDC (Theory Regular)	Course Feedback	38	79.62	
		B. Pharmacy	Eighth Semester (Div A)	TPEDC (Theory Regular)	Course End Survey	38	79.82	
7	Dr. Prakash Kendre	B. Pharmacy	Eighth Semester (Div A)	Pharmaceutics VI (Theory Regular)	Course Feedback	38	82.85	83.88
		B. Pharmacy	Eighth Semester (Div A)	Pharmaceutics VI (Theory Regular)	Course End Survey	41	84.91	
8	Dr. GAURAV HARLALKA	B. Pharmacy	Eighth Semester (Div A)	Clinical Pharmatherapeutics (Theory Regular)	Course Feedback	38	85.08	85.19
		B. Pharmacy	Eighth Semester (Div A)	Clinical Pharmatherapeutics (Theory Regular)	Course End Survey	39	85.3	

Action taken:

All the responses obtained from students discussed by Principal Sir with individual faculty member and asked them to take extra efforts on demand of students. Same feedback is available in individual faculty login in detail. Principal Sir, also appreciate the efforts taken by each faculty.