



Rajarshi Shahu College of Pharmacy, Buldana

ACA/D/86
Feedback Analysis
Title : Faculty feedback by the students

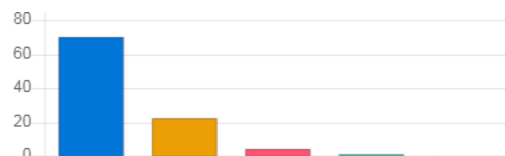
Academic Year : 2020-21

Class : Second Semester [B. Pharmacy]

Details : Ajinkya Pote

Total number of response(s) : 79 / 79

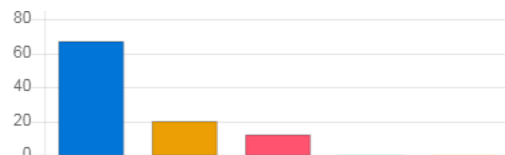
Question	Syllabus coverage			
Answer	Value	No. of response(s)	Response value	Response %
Excellent	5	56	280	70.89
Very Good	4	18	72	22.78
Good	3	4	12	5.06
satisfactory	2	1	2	1.27
Below satisfaction	1	0	0	0.00
Performance				92.66



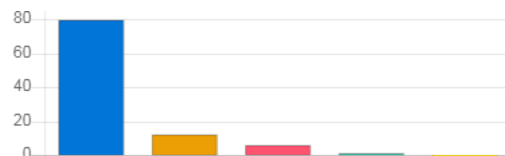
Question	Content beyond syllabus			
Answer	Value	No. of response(s)	Response value	Response %
Excellent	5	51	255	64.56
Very Good	4	21	84	26.58
Good	3	7	21	8.86
satisfactory	2	0	0	0.00
Below satisfaction	1	0	0	0.00
Performance				91.14



Question	Encouragement to ask questions			
Answer	Value	No. of response(s)	Response value	Response %
Excellent	5	53	265	67.09
Very Good	4	16	64	20.25
Good	3	10	30	12.66
satisfactory	2	0	0	0.00
Below satisfaction	1	0	0	0.00
Performance				90.89



Question	Motivation for career			
Answer	Value	No. of response(s)	Response value	Response %
Excellent	5	63	315	79.75
Very Good	4	10	40	12.66
Good	3	5	15	6.33
satisfactory	2	1	2	1.27
Below satisfaction	1	0	0	0.00
Performance				94.18



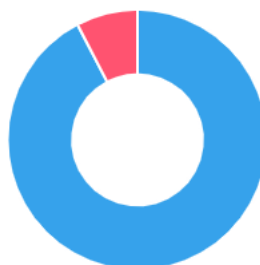
Question	Academic discipline and class control			
Answer	Value	No. of response(s)	Response value	Response %
Excellent	5	54	270	68.35
Very Good	4	19	76	24.05
Good	3	5	15	6.33
satisfactory	2	1	2	1.27
Below satisfaction	1	0	0	0.00
Performance				91.90



Question	Utilization of time during session			
Answer	Value	No. of response(s)	Response value	Response %
Excellent	5	60	300	75.95
Very good	4	13	52	16.46
Good	3	5	15	6.33
Satisfactory	2	1	2	1.27
Below satisfaction	1	0	0	0.00
Performance				93.42



Achieved Scope for improvement



Achieved 92.36 | Scope for improvement 7.64

Actions Taken

This feedback is communicated to Mr. Ajinkya Pote with appreciation and suggested improvements wherever required.



Principal
Principal
Rajarshi Shahu College of Pharmacy,
Malvihi, Buldana.



Rajarshi Shahu College of Pharmacy, Buldana

ACA/D/86

Feedback Analysis

Title : Faculty feedback by the students

Academic Year : 2020-21

Class : Second Semester [B. Pharmacy]

Details : Rohit Salkute

Total number of response(s) : 77 / 77

Question	Syllabus coverage			
Answer	Value	No. of response(s)	Response value	Response %
Excellent	5	50	250	64.94
Very Good	4	19	76	24.68
Good	3	8	24	10.39
satisfactory	2	0	0	0.00
Below satisfaction	1	0	0	0.00
Performance				90.91



Question	Content beyond syllabus			
Answer	Value	No. of response(s)	Response value	Response %
Excellent	5	48	240	62.34
Very Good	4	18	72	23.38
Good	3	10	30	12.99
satisfactory	2	1	2	1.30
Below satisfaction	1	0	0	0.00
Performance				89.35



Question	Encouragement to ask questions			
Answer	Value	No. of response(s)	Response value	Response %
Excellent	5	51	255	66.23
Very Good	4	18	72	23.38
Good	3	8	24	10.39
satisfactory	2	0	0	0.00
Below satisfaction	1	0	0	0.00
Performance				91.17



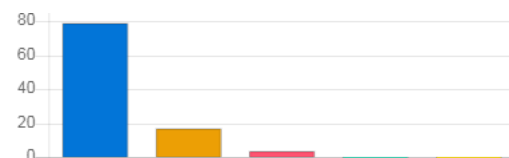
Question	Motivation for career			
Answer	Value	No. of response(s)	Response value	Response %
Excellent	5	58	290	75.32
Very Good	4	15	60	19.48
Good	3	3	9	3.90
satisfactory	2	1	2	1.30
Below satisfaction	1	0	0	0.00
Performance				93.77



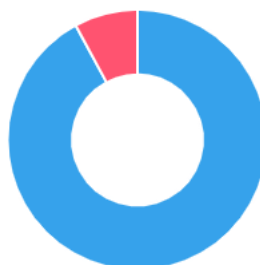
Question	Academic discipline and class control			
Answer	Value	No. of response(s)	Response value	Response %
Excellent	5	56	280	72.73
Very Good	4	13	52	16.88
Good	3	8	24	10.39
satisfactory	2	0	0	0.00
Below satisfaction	1	0	0	0.00
Performance				92.47



Question	Utilization of time during session			
Answer	Value	No. of response(s)	Response value	Response %
Excellent	5	61	305	79.22
Very good	4	13	52	16.88
Good	3	3	9	3.90
Satisfactory	2	0	0	0.00
Below satisfaction	1	0	0	0.00
Performance				95.06



Achieved Scope for improvement



Achieved 92.12 | Scope for improvement 7.88

Actions Taken

This feedback was communicated to faculty, Mr. Rohit Salkute for his information, and appreciated for his efforts. Also ask to improve wherever require.



[Signature]
Principal
Rajarshi Shahu College of Pharmacy,
Malvihiir, Buldana.



Rajarshi Shahu College of Pharmacy, Buldana

ACA/D/86

Feedback Analysis

Title : Faculty feedback by students

Academic Year : 2020-21

Class : Eight semester [B. Pharmacy]

Details : Dr. Subhash Deshmane

Total number of response(s) : 80 / 80

Question	Syllabus coverage			
Answer	Value	No. of response(s)	Response value	Response %
Excellent	5	37	185	46.25
Very Good	4	22	88	27.50
Good	3	17	51	21.25
satisfactory	2	3	6	3.75
Below satisfaction	1	1	1	1.25
Performance				82.75



Question	Content beyond syllabus			
Answer	Value	No. of response(s)	Response value	Response %
Excellent	5	38	190	47.50
Very Good	4	20	80	25.00
Good	3	21	63	26.25
satisfactory	2	0	0	0.00
Below satisfaction	1	1	1	1.25
Performance				83.50



Question	Encouragement to ask questions			
Answer	Value	No. of response(s)	Response value	Response %
Excellent	5	36	180	45.00
Very Good	4	16	64	20.00
Good	3	23	69	28.75
satisfactory	2	4	8	5.00
Below satisfaction	1	1	1	1.25
Performance				80.50



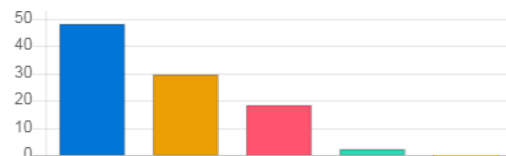
Question	Motivation for career			
Answer	Value	No. of response(s)	Response value	Response %
Excellent	5	33	165	41.25
Very Good	4	19	76	23.75
Good	3	19	57	23.75
satisfactory	2	8	16	10.00
Below satisfaction	1	1	1	1.25
Performance				78.75



Question	Academic discipline and class control			
Answer	Value	No. of response(s)	Response value	Response %
Excellent	5	36	180	45.00
Very Good	4	18	72	22.50
Good	3	21	63	26.25
satisfactory	2	3	6	3.75
Below satisfaction	1	2	2	2.50
Performance				80.75



Question	Utilization of time during session			
Answer	Value	No. of response(s)	Response value	Response %
Excellent	5	39	195	48.75
Very good	4	24	96	30.00
Good	3	15	45	18.75
Satisfactory	2	2	4	2.50
Below satisfaction	1	0	0	0.00
Performance				85.00



Achieved Scope for improvement



Achieved 81.88 | Scope for improvement 18.13

Actions Taken

This feedback was communicated to faculty, Dr. S. V. Deshmane. Appreciated for his efforts and asked him to improve wherever require.



Principal
Principal
Rajarshi Shahu College of Pharmacy,
Malvihir, Buldana.



Rajarshi Shahu College of Pharmacy, Buldana

Combined Feedback Analysis

Academic Year : 2020-21

This report consists of following activities :

Title : Faculty feedback by the students (**Attended By** : First Semester)

Total number of response(s) : 796

Question	Syllabus coverage			
Answer	Value	No. of response(s)	Response value	Response %
Excellent	5	406	2030	51.01
Very Good	4	227	908	28.52
Good	3	133	399	16.71
satisfactory	2	26	52	3.27
Below satisfaction	1	4	4	0.50
Performance				85.25



Question	Content beyond syllabus			
Answer	Value	No. of response(s)	Response value	Response %
Excellent	5	363	1815	45.60
Very Good	4	225	900	28.27
Good	3	159	477	19.97
satisfactory	2	41	82	5.15
Below satisfaction	1	8	8	1.01
Performance				82.46



Question	Encouragement to ask questions			
Answer	Value	No. of response(s)	Response value	Response %
Excellent	5	407	2035	51.13
Very Good	4	203	812	25.50
Good	3	140	420	17.59
satisfactory	2	41	82	5.15
Below satisfaction	1	5	5	0.63
Performance				84.27



Question	Motivation for career			
Answer	Value	No. of response(s)	Response value	Response %
Excellent	5	432	2160	54.27
Very Good	4	193	772	24.25
Good	3	130	390	16.33
satisfactory	2	35	70	4.40
Below satisfaction	1	6	6	0.75
Performance				85.38



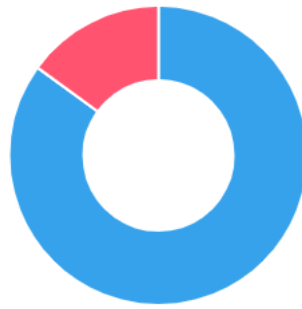
Question	Academic discipline and class control			
Answer	Value	No. of response(s)	Response value	Response %
Excellent	5	433	2165	54.40
Very Good	4	194	776	24.37
Good	3	138	414	17.34
satisfactory	2	28	56	3.52
Below satisfaction	1	3	3	0.38
Performance				85.78



Question	Utilization of time during session			
Answer	Value	No. of response(s)	Response value	Response %
Excellent	5	457	2285	57.41
Very good	4	175	700	21.98
Good	3	139	417	17.46
Satisfactory	2	21	42	2.64
Below satisfaction	1	4	4	0.50
Performance				86.63



Achieved Scope for improvement



Achieved 84.96 | Scope for improvement 15.04



Rajarshi Shahu College of Pharmacy, Buldana

Combined Feedback Analysis

Academic Year : 2020-21

This report consists of following activities :

Title : Faculty feedback by the students (**Attended By** : Second Semester)

Total number of response(s) : 543

Question	Syllabus coverage			
Answer	Value	No. of response(s)	Response value	Response %
Excellent	5	296	1480	54.51
Very Good	4	153	612	28.18
Good	3	77	231	14.18
satisfactory	2	17	34	3.13
Below satisfaction	1	0	0	0.00
Performance				86.81



Question	Content beyond syllabus			
Answer	Value	No. of response(s)	Response value	Response %
Excellent	5	284	1420	52.30
Very Good	4	148	592	27.26
Good	3	96	288	17.68
satisfactory	2	15	30	2.76
Below satisfaction	1	0	0	0.00
Performance				85.82



Question	Encouragement to ask questions			
Answer	Value	No. of response(s)	Response value	Response %
Excellent	5	292	1460	53.78
Very Good	4	150	600	27.62
Good	3	92	276	16.94
satisfactory	2	9	18	1.66
Below satisfaction	1	0	0	0.00
Performance				86.70



Question	Motivation for career			
Answer	Value	No. of response(s)	Response value	Response %
Excellent	5	311	1555	57.27
Very Good	4	140	560	25.78
Good	3	77	231	14.18
satisfactory	2	14	28	2.58
Below satisfaction	1	1	1	0.18
Performance				87.48



Question	Academic discipline and class control			
Answer	Value	No. of response(s)	Response value	Response %
Excellent	5	323	1615	59.48
Very Good	4	140	560	25.78
Good	3	69	207	12.71
satisfactory	2	10	20	1.84
Below satisfaction	1	1	1	0.18
Performance				88.51



Question	Utilization of time during session			
Answer	Value	No. of response(s)	Response value	Response %
Excellent	5	339	1695	62.43
Very good	4	133	532	24.49
Good	3	66	198	12.15
Satisfactory	2	5	10	0.92
Below satisfaction	1	0	0	0.00
Performance				89.69



Achieved Scope for improvement



Achieved 87.50 | Scope for improvement 12.50



Rajarshi Shahu College of Pharmacy, Buldana

Combined Feedback Analysis

Academic Year : 2020-21

This report consists of following activities :

Title : Faculty feedback by students (Attended By : Third Semester)

Total number of response(s) : 299

Question	Syllabus coverage			
Answer	Value	No. of response(s)	Response value	Response %
Excellent	5	128	640	42.81
Very Good	4	88	352	29.43
Good	3	65	195	21.74
satisfactory	2	18	36	6.02
Below satisfaction	1	0	0	0.00
Performance				81.81



Question	Content beyond syllabus			
Answer	Value	No. of response(s)	Response value	Response %
Excellent	5	119	595	39.80
Very Good	4	82	328	27.42
Good	3	74	222	24.75
satisfactory	2	21	42	7.02
Below satisfaction	1	3	3	1.00
Performance				79.60



Question	Encouragement to ask questions			
Answer	Value	No. of response(s)	Response value	Response %
Excellent	5	129	645	43.14
Very Good	4	84	336	28.09
Good	3	65	195	21.74
satisfactory	2	20	40	6.69
Below satisfaction	1	1	1	0.33
Performance				81.40



Question	Motivation for career			
Answer	Value	No. of response(s)	Response value	Response %
Excellent	5	139	695	46.49
Very Good	4	72	288	24.08
Good	3	58	174	19.40
satisfactory	2	27	54	9.03
Below satisfaction	1	3	3	1.00
Performance				81.20



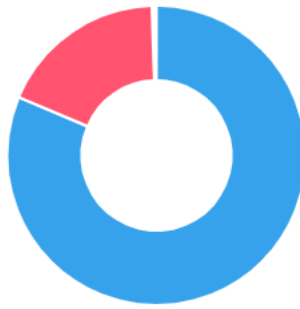
Question	Academic discipline and class control			
Answer	Value	No. of response(s)	Response value	Response %
Excellent	5	137	685	45.82
Very Good	4	83	332	27.76
Good	3	62	186	20.74
satisfactory	2	15	30	5.02
Below satisfaction	1	2	2	0.67
Performance				82.61



Question	Utilization of time during session			
Answer	Value	No. of response(s)	Response value	Response %
Excellent	5	152	760	50.84
Very good	4	75	300	25.08
Good	3	52	156	17.39
Satisfactory	2	20	40	6.69
Below satisfaction	1	0	0	0.00
Performance				84.01



Achieved Scope for improvement



Achieved 81.77 | Scope for improvement 18.23



Rajarshi Shahu College of Pharmacy, Buldana

Combined Feedback Analysis

Academic Year : 2020-21

This report consists of following activities :

Title : Faculty feedback by students (Attended By : Third Semester (D2B))

Total number of response(s) : 105

Question	Syllabus coverage			
Answer	Value	No. of response(s)	Response value	Response %
Excellent	5	45	225	42.86
Very Good	4	33	132	31.43
Good	3	17	51	16.19
satisfactory	2	7	14	6.67
Below satisfaction	1	3	3	2.86
Performance				80.95



Question	Content beyond syllabus			
Answer	Value	No. of response(s)	Response value	Response %
Excellent	5	44	220	41.90
Very Good	4	29	116	27.62
Good	3	24	72	22.86
satisfactory	2	8	16	7.62
Below satisfaction	1	0	0	0.00
Performance				80.76



Question	Encouragement to ask questions			
Answer	Value	No. of response(s)	Response value	Response %
Excellent	5	38	190	36.19
Very Good	4	40	160	38.10
Good	3	18	54	17.14
satisfactory	2	9	18	8.57
Below satisfaction	1	0	0	0.00
Performance				80.38



Question	Motivation for career			
Answer	Value	No. of response(s)	Response value	Response %
Excellent	5	46	230	43.81
Very Good	4	29	116	27.62
Good	3	22	66	20.95
satisfactory	2	6	12	5.71
Below satisfaction	1	2	2	1.90
Performance				81.14



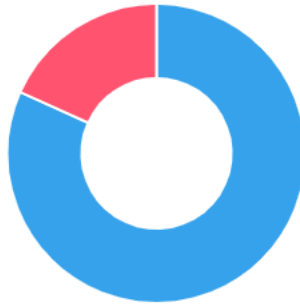
Question	Academic discipline and class control			
Answer	Value	No. of response(s)	Response value	Response %
Excellent	5	46	230	43.81
Very Good	4	31	124	29.52
Good	3	24	72	22.86
satisfactory	2	4	8	3.81
Below satisfaction	1	0	0	0.00
Performance				82.67



Question	Utilization of time during session			
Answer	Value	No. of response(s)	Response value	Response %
Excellent	5	52	260	49.52
Very good	4	29	116	27.62
Good	3	20	60	19.05
Satisfactory	2	3	6	2.86
Below satisfaction	1	1	1	0.95
Performance				84.38



Achieved Scope for improvement



Achieved 81.71 | Scope for improvement 18.29



Rajarshi Shahu College of Pharmacy, Buldana

Combined Feedback Analysis

Academic Year : 2020-21

This report consists of following activities :

Title : Faculty feedback by students (Attended By : Fourth Semester)

Total number of response(s) : 449

Question	Syllabus coverage			
Answer	Value	No. of response(s)	Response value	Response %
Excellent	5	197	985	43.88
Very Good	4	130	520	28.95
Good	3	91	273	20.27
satisfactory	2	26	52	5.79
Below satisfaction	1	5	5	1.11
Performance				81.74



Question	Content beyond syllabus			
Answer	Value	No. of response(s)	Response value	Response %
Excellent	5	187	935	41.65
Very Good	4	139	556	30.96
Good	3	88	264	19.60
satisfactory	2	31	62	6.90
Below satisfaction	1	4	4	0.89
Performance				81.11



Question	Encouragement to ask questions			
Answer	Value	No. of response(s)	Response value	Response %
Excellent	5	195	975	43.43
Very Good	4	141	564	31.40
Good	3	77	231	17.15
satisfactory	2	31	62	6.90
Below satisfaction	1	5	5	1.11
Performance				81.83



Question	Motivation for career			
Answer	Value	No. of response(s)	Response value	Response %
Excellent	5	213	1065	47.44
Very Good	4	129	516	28.73
Good	3	74	222	16.48
satisfactory	2	29	58	6.46
Below satisfaction	1	4	4	0.89
Performance				83.07



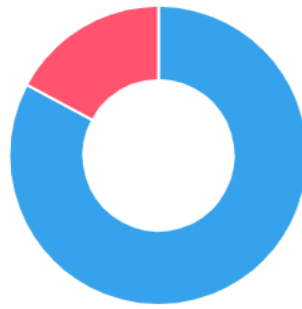
Question	Academic discipline and class control			
Answer	Value	No. of response(s)	Response value	Response %
Excellent	5	224	1120	49.89
Very Good	4	131	524	29.18
Good	3	70	210	15.59
satisfactory	2	23	46	5.12
Below satisfaction	1	1	1	0.22
Performance				84.68



Question	Utilization of time during session			
Answer	Value	No. of response(s)	Response value	Response %
Excellent	5	227	1135	50.56
Very good	4	122	488	27.17
Good	3	74	222	16.48
Satisfactory	2	25	50	5.57
Below satisfaction	1	1	1	0.22
Performance				84.45



Achieved Scope for improvement



Achieved 82.81 | Scope for improvement 17.19



Rajarshi Shahu College of Pharmacy, Buldana

Combined Feedback Analysis

Academic Year : 2020-21

This report consists of following activities :

Title : Faculty feedback by students (**Attended By** : Fifth semester)

Total number of response(s) : 468

Question	Syllabus coverage			
Answer	Value	No. of response(s)	Response value	Response %
Excellent	5	134	670	28.63
Very Good	4	137	548	29.27
Good	3	141	423	30.13
satisfactory	2	46	92	9.83
Below satisfaction	1	10	10	2.14
Performance				74.49



Question	Content beyond syllabus			
Answer	Value	No. of response(s)	Response value	Response %
Excellent	5	150	750	32.05
Very Good	4	110	440	23.50
Good	3	141	423	30.13
satisfactory	2	50	100	10.68
Below satisfaction	1	17	17	3.63
Performance				73.93



Question	Encouragement to ask questions			
Answer	Value	No. of response(s)	Response value	Response %
Excellent	5	146	730	31.20
Very Good	4	130	520	27.78
Good	3	132	396	28.21
satisfactory	2	47	94	10.04
Below satisfaction	1	13	13	2.78
Performance				74.91



Question	Motivation for career			
Answer	Value	No. of response(s)	Response value	Response %
Excellent	5	157	785	33.55
Very Good	4	103	412	22.01
Good	3	142	426	30.34
satisfactory	2	47	94	10.04
Below satisfaction	1	19	19	4.06
Performance				74.19



Question	Academic discipline and class control			
Answer	Value	No. of response(s)	Response value	Response %
Excellent	5	157	785	33.55
Very Good	4	109	436	23.29
Good	3	135	405	28.85
satisfactory	2	47	94	10.04
Below satisfaction	1	20	20	4.27
Performance				74.36



Question	Utilization of time during session			
Answer	Value	No. of response(s)	Response value	Response %
Excellent	5	179	895	38.25
Very good	4	103	412	22.01
Good	3	136	408	29.06
Satisfactory	2	42	84	8.97
Below satisfaction	1	8	8	1.71
Performance				77.22



Achieved Scope for improvement



Achieved 74.85 | Scope for improvement 25.15



Rajarshi Shahu College of Pharmacy, Buldana

Combined Feedback Analysis

Academic Year : 2020-21

This report consists of following activities :

Title : Faculty feedback by students (**Attended By** : Sixth semester)

Total number of response(s) : 488

Question	Syllabus coverage			
Answer	Value	No. of response(s)	Response value	Response %
Excellent	5	151	755	30.94
Very Good	4	114	456	23.36
Good	3	146	438	29.92
satisfactory	2	51	102	10.45
Below satisfaction	1	26	26	5.33
Performance				72.83



Question	Content beyond syllabus			
Answer	Value	No. of response(s)	Response value	Response %
Excellent	5	148	740	30.33
Very Good	4	99	396	20.29
Good	3	145	435	29.71
satisfactory	2	62	124	12.70
Below satisfaction	1	34	34	6.97
Performance				70.86



Question	Encouragement to ask questions			
Answer	Value	No. of response(s)	Response value	Response %
Excellent	5	154	770	31.56
Very Good	4	110	440	22.54
Good	3	141	423	28.89
satisfactory	2	57	114	11.68
Below satisfaction	1	26	26	5.33
Performance				72.66



Question	Motivation for career			
Answer	Value	No. of response(s)	Response value	Response %
Excellent	5	155	775	31.76
Very Good	4	91	364	18.65
Good	3	142	426	29.10
satisfactory	2	63	126	12.91
Below satisfaction	1	37	37	7.58
Performance				70.82



Question	Academic discipline and class control			
Answer	Value	No. of response(s)	Response value	Response %
Excellent	5	161	805	32.99
Very Good	4	108	432	22.13
Good	3	139	417	28.48
satisfactory	2	51	102	10.45
Below satisfaction	1	29	29	5.94
Performance				73.16



Question	Utilization of time during session			
Answer	Value	No. of response(s)	Response value	Response %
Excellent	5	178	890	36.48
Very good	4	98	392	20.08
Good	3	145	435	29.71
Satisfactory	2	47	94	9.63
Below satisfaction	1	20	20	4.10
Performance				75.04



Achieved Scope for improvement



Achieved 72.56 | Scope for improvement 27.44



Rajarshi Shahu College of Pharmacy, Buldana

Combined Feedback Analysis

Academic Year : 2020-21

This report consists of following activities :

Title : Faculty feedback by students (Attended By : Seven Semester)

Total number of response(s) : 479

Question	Syllabus coverage			
Answer	Value	No. of response(s)	Response value	Response %
Excellent	5	215	1075	44.89
Very Good	4	142	568	29.65
Good	3	87	261	18.16
satisfactory	2	20	40	4.18
Below satisfaction	1	15	15	3.13
Performance				81.80



Question	Content beyond syllabus			
Answer	Value	No. of response(s)	Response value	Response %
Excellent	5	226	1130	47.18
Very Good	4	125	500	26.10
Good	3	87	261	18.16
satisfactory	2	27	54	5.64
Below satisfaction	1	14	14	2.92
Performance				81.80



Question	Encouragement to ask questions			
Answer	Value	No. of response(s)	Response value	Response %
Excellent	5	233	1165	48.64
Very Good	4	123	492	25.68
Good	3	80	240	16.70
satisfactory	2	29	58	6.05
Below satisfaction	1	14	14	2.92
Performance				82.21



Question	Motivation for career			
Answer	Value	No. of response(s)	Response value	Response %
Excellent	5	234	1170	48.85
Very Good	4	119	476	24.84
Good	3	81	243	16.91
satisfactory	2	29	58	6.05
Below satisfaction	1	16	16	3.34
Performance				81.96



Question	Academic discipline and class control			
Answer	Value	No. of response(s)	Response value	Response %
Excellent	5	234	1170	48.95
Very Good	4	121	484	25.31
Good	3	78	234	16.32
satisfactory	2	29	58	6.07
Below satisfaction	1	16	16	3.35
Performance				82.09



Question	Utilization of time during session			
Answer	Value	No. of response(s)	Response value	Response %
Excellent	5	241	1205	50.31
Very good	4	134	536	27.97
Good	3	76	228	15.87
Satisfactory	2	18	36	3.76
Below satisfaction	1	10	10	2.09
Performance				84.13



Achieved Scope for improvement



Achieved 82.33 | Scope for improvement 17.67



Rajarshi Shahu College of Pharmacy, Buldana

Combined Feedback Analysis

Academic Year : 2020-21

This report consists of following activities :

Title : Faculty feedback by students (Attended By : Eight semester)

Total number of response(s) : 405

Question	Syllabus coverage			
Answer	Value	No. of response(s)	Response value	Response %
Excellent	5	198	990	49.01
Very Good	4	101	404	25.00
Good	3	71	213	17.57
satisfactory	2	26	52	6.44
Below satisfaction	1	8	8	1.98
Performance				82.52



Question	Content beyond syllabus			
Answer	Value	No. of response(s)	Response value	Response %
Excellent	5	204	1020	50.37
Very Good	4	94	376	23.21
Good	3	72	216	17.78
satisfactory	2	25	50	6.17
Below satisfaction	1	10	10	2.47
Performance				82.57



Question	Encouragement to ask questions			
Answer	Value	No. of response(s)	Response value	Response %
Excellent	5	208	1040	51.36
Very Good	4	92	368	22.72
Good	3	74	222	18.27
satisfactory	2	19	38	4.69
Below satisfaction	1	12	12	2.96
Performance				82.96



Question	Motivation for career			
Answer	Value	No. of response(s)	Response value	Response %
Excellent	5	212	1060	52.35
Very Good	4	96	384	23.70
Good	3	61	183	15.06
satisfactory	2	26	52	6.42
Below satisfaction	1	10	10	2.47
Performance				83.41



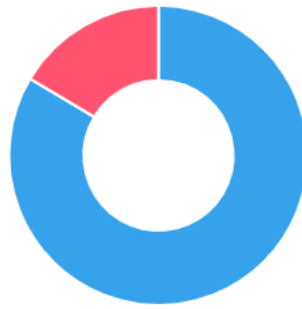
Question	Academic discipline and class control			
Answer	Value	No. of response(s)	Response value	Response %
Excellent	5	228	1140	56.30
Very Good	4	81	324	20.00
Good	3	68	204	16.79
satisfactory	2	17	34	4.20
Below satisfaction	1	11	11	2.72
Performance				84.59



Question	Utilization of time during session			
Answer	Value	No. of response(s)	Response value	Response %
Excellent	5	217	1085	53.58
Very good	4	102	408	25.19
Good	3	70	210	17.28
Satisfactory	2	9	18	2.22
Below satisfaction	1	7	7	1.73
Performance				85.33



Achieved Scope for improvement



Achieved 83.56 | Scope for improvement 16.44