



Rajarshi Shahu College of Pharmacy, Buldana

Combined Feedback Analysis

Academic Year : 2018-19

This report consists of following activities :

Title : Course End Survey (**Attended By :** First Semester)

Total number of response(s) : 336

Question	Please give your opinion regarding content completeness by faculty			
Answer	Value	No. of response(s)	Response value	Response %
● Faculty teaching includes all the relevant key information needed (Excellent)	3	220	660	65.48
● Faculty teaching includes information but less relevant (Very Good)	2	87	174	25.89
● Faculty teaching lacks information (Poor)	1	29	29	8.63
Performance				85.62



Question	Please give your opinion regarding Organization of Faculty teaching			
Answer	Value	No. of response(s)	Response value	Response %
● Information is in logical, interesting sequence with illustrations which audience can follow (Excellent)	3	192	576	57.14
● Information is in logical sequence which audience can follow but lack in illustration (Very Good)	2	116	232	34.52
● Cannot understand teaching because there is no sequence of information (Poor)	1	28	28	8.33
Performance				82.94



Question	Please give your opinion regarding Clarity in delivery			
Answer	Value	No. of response(s)	Response value	Response %
● Faculty teaching audible to all and communication is effective (Excellent)	3	206	618	61.31
● Faculty teaching mostly audible and communication is not effective (Very Good)	2	105	210	31.25
● Faculty teaching is not audible (Poor)	1	25	25	7.44
Performance				84.62



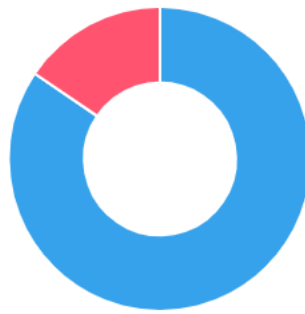
Question	Please give your opinion regarding Information gathering of concerned subject			
Answer	Value	No. of response(s)	Response value	Response %
● Digs up all kinds of information (core and peripheral level) related to task , comes up with exhaustive information including all the background (Excellent)	3	199	597	59.23
● Collects adequate information about the task but not much about related ones (Very Good)	2	108	216	32.14
● Collects minimal information and about just the particular tool/technology (Poor)	1	29	29	8.63
Performance				83.53



Question	Please give your opinion regarding Responsiveness to audience by faculty			
Answer	Value	No. of response(s)	Response value	Response %
● Response to queries(core and peripheral level) of audience with clarity and confidence (Excellent)	3	219	657	65.18
● Response to queries (core but not peripheral level) of audience with less clarity and confidence (Very Good)	2	91	182	27.08
● Response to the queries is poor (Poor)	1	26	26	7.74
Performance				85.81



Achieved Scope for improvement



Achieved 84.50 | Scope for improvement 15.50



Rajarshi Shahu College of Pharmacy, Buldana

Combined Feedback Analysis

Academic Year : 2018-19

This report consists of following activities :

Title : Faculty feedback (Prof Nitin Nema) (**Attended By :** Second Semester)

Title : Faculty feedback (Prof Yogesh Ubarhande) (**Attended By :** Second Semester)

Title : Faculty feedback (Prof Rohit Salkute) (**Attended By :** Second Semester)

Title : Faculty feedback (Prof Sanyogita Gaikwad) (**Attended By :** Second Semester)

Title : Faculty feedback (Prof S L Khan) (**Attended By :** Second Semester)

Title : Faculty feedback (Prof Mangesh Deokar) (**Attended By :** Second Semester)

Total number of response(s) : 528

Question	Utilization of time during session			
Answer	Value	No. of response(s)	Response value	Response %
Excellent	5	242	1210	45.83
Very Good	4	150	600	28.41
Good	3	89	267	16.86
satisfactory	2	25	50	4.73
Below satisfaction	1	22	22	4.17
Performance				81.40



Question	Syllabus coverage			
Answer	Value	No. of response(s)	Response value	Response %
Excellent	5	219	1095	41.48
Very Good	4	141	564	26.70
Good	3	111	333	21.02
satisfactory	2	32	64	6.06
Below satisfaction	1	25	25	4.73
Performance				78.83



Question	Content beyond syllabus			
Answer	Value	No. of response(s)	Response value	Response %
Excellent	5	214	1070	40.53
Very Good	4	136	544	25.76
Good	3	115	345	21.78
satisfactory	2	31	62	5.87
Below satisfaction	1	32	32	6.06
Performance				77.77



Question	Encouragement to ask questions			
Answer	Value	No. of response(s)	Response value	Response %
Excellent	5	226	1130	42.80
Very Good	4	132	528	25.00
Good	3	107	321	20.27
satisfactory	2	37	74	7.01
Below satisfaction	1	26	26	4.92
Performance				78.75



Question	Motivation for career			
Answer	Value	No. of response(s)	Response value	Response %
Excellent	5	245	1225	46.40
Very Good	4	108	432	20.45
Good	3	108	324	20.45
satisfactory	2	40	80	7.58
Below satisfaction	1	27	27	5.11
Performance				79.09



Question	Academic discipline and class control			
Answer	Value	No. of response(s)	Response value	Response %
Excellent	5	231	1155	43.75
Very Good	4	125	500	23.67
Good	3	115	345	21.78
satisfactory	2	34	68	6.44
Below satisfaction	1	23	23	4.36
Performance				79.20



Achieved Scope for improvement



Achieved 79.17 | Scope for improvement 20.83



Rajarshi Shahu College of Pharmacy, Buldana

Combined Feedback Analysis

Academic Year : 2018-19

This report consists of following activities :

Title : Course Feedback (**Attended By** : Third Semester)

Total number of response(s) : 146

Question	Did you take up this course out of your own will or by force?			
Answer	Value	No. of response(s)	Response value	Response %
● Own Will	1	137	137	93.84
● By Force	0	9	0	6.16
Performance				93.84



Question	Do you have a problem with medium of instruction (English)?			
Answer	Value	No. of response(s)	Response value	Response %
● Yes	0	47	0	32.19
● No	1	99	99	67.81
Performance				67.81



Question	Do you find enough time to study at home/hostel because of the program structure?			
Answer	Value	No. of response(s)	Response value	Response %
● Yes	1	116	116	79.45
● No	0	30	0	20.55
Performance				79.45



Question	Is your level of interest still the same as in the beginning or increased or decreased?			
Answer	Value	No. of response(s)	Response value	Response %
● Increased	2	113	226	77.40
● Decreased	0	28	0	19.18
● Remains same	1	5	5	3.42
Performance				79.11



Question	Whether all contents relevant to subject have been covered in present course structure?			
Answer	Value	No. of response(s)	Response value	Response %
● Excellent	5	102	510	69.86
● Very Good	4	37	148	25.34
● Good	3	3	9	2.05
● Satisfactory	2	1	2	0.68
● Poor	1	3	3	2.05
Performance				92.05



Question	Whether the course structure is properly organised?			
Answer	Value	No. of response(s)	Response value	Response %
● Excellent	5	89	445	60.96
● Very Good	4	45	180	30.82
● Good	3	6	18	4.11
● Satisfactory	2	3	6	2.05
● Poor	1	3	3	2.05
Performance				89.32



Question	Do you think in the current syllabus whether proper emphasis is given on fundamentals?			
Answer	Value	No. of response(s)	Response value	Response %
● Excellent	5	91	455	62.33
● Very Good	4	48	192	32.88
● Good	3	3	9	2.05
● Satisfactory	2	2	4	1.37
● Poor	1	2	2	1.37
Performance				90.68



Question	What is your opinion for inclusion of modern/advance topics in the course syllabus?			
Answer	Value	No. of response(s)	Response value	Response %
Excellent	5	86	430	58.90
Very Good	4	49	196	33.56
Good	3	5	15	3.42
Satisfactory	2	4	8	2.74
Poor	1	2	2	1.37
Performance				89.18



Question	Availability of text books/study materials related to syllabus contents in the institute?			
Answer	Value	No. of response(s)	Response value	Response %
Excellent	5	75	375	51.37
Very Good	4	62	248	42.47
Good	3	5	15	3.42
Satisfactory	2	2	4	1.37
Poor	1	2	2	1.37
Performance				88.22



Question	Do you find any usefulness in all the tests or examinations conducted so far for the concerned course?			
Answer	Value	No. of response(s)	Response value	Response %
Excellent	5	90	450	61.64
Very Good	4	44	176	30.14
Good	3	6	18	4.11
Satisfactory	2	3	6	2.05
Poor	1	3	3	2.05
Performance				89.45



Question	Overall rating of the course-----			
Answer	Value	No. of response(s)	Response value	Response %
Excellent	5	87	435	59.59
Very Good	4	47	188	32.19
Good	3	4	12	2.74
Satisfactory	2	2	4	1.37
Poor	1	6	6	4.11
Performance				88.36



Question	Is there any better employment opportunity after completion of this course?			
Answer	Value	No. of response(s)	Response value	Response %
Excellent	5	92	460	63.01
Very Good	4	44	176	30.14
Good	3	5	15	3.42
Satisfactory	2	2	4	1.37
Poor	1	3	3	2.05
Performance				90.14



Question	Do you think that you have received enough exposure for the contents mentioned in the course?			
Answer	Value	No. of response(s)	Response value	Response %
Excellent	5	83	415	56.85
Very Good	4	55	220	37.67
Good	3	4	12	2.74
Satisfactory	2	0	0	0.00
Poor	1	4	4	2.74
Performance				89.18



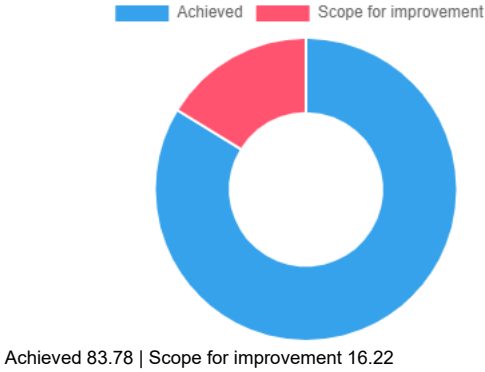
Question	Whether is there any enhancement in the skills in the area of specializations of your course?			
Answer	Value	No. of response(s)	Response value	Response %
Excellent	5	76	380	52.05
Very Good	4	58	232	39.73
Good	3	7	21	4.79
Satisfactory	2	2	4	1.37
Poor	1	3	3	2.05
Performance				87.67



Question	Whether the course exposed you to new knowledge and practices of your field?			
Answer	Value	No. of response(s)	Response value	Response %
Strongly disagree	0	49	0	33.56
Strongly Agree	1	97	97	66.44
Performance				66.44



Question	Will you recommend this course to your colleagues?			
Answer	Value	No. of response(s)	Response value	Response %
Not at all	0	59	0	40.41
Very Strongly	1	87	87	59.59
Performance				59.59





Rajarshi Shahu College of Pharmacy, Buldana

Combined Feedback Analysis

Academic Year : 2018-19

This report consists of following activities :

Title : Faculty feedback (Dr Darshan Telange) (**Attended By :** Fourth Semester)

Title : Faculty feedback (Prof Mrunali Potbhare) (**Attended By :** Fourth Semester)

Title : Faculty feedback (Prof Fahim Memon) (**Attended By :** Fourth Semester)

Title : Faculty feedback (Dr. Vijay S. Borkar) (**Attended By :** Fourth Semester)

Title : Faculty feedback (Prof Rushikesh Diware) (**Attended By :** Fourth Semester)

Total number of response(s) : 531

Question	Utilization of time during session			
Answer	Value	No. of response(s)	Response value	Response %
Excellent	5	202	1010	38.04
Very Good	4	115	460	21.66
Good	3	111	333	20.90
satisfactory	2	57	114	10.73
Below satisfaction	1	46	46	8.66
Performance				73.94



Question	Syllabus coverage			
Answer	Value	No. of response(s)	Response value	Response %
Excellent	5	188	940	35.40
Very Good	4	97	388	18.27
Good	3	116	348	21.85
satisfactory	2	72	144	13.56
Below satisfaction	1	58	58	10.92
Performance				70.73



Question	Content beyond syllabus			
Answer	Value	No. of response(s)	Response value	Response %
Excellent	5	180	900	33.90
Very Good	4	105	420	19.77
Good	3	110	330	20.72
satisfactory	2	80	160	15.07
Below satisfaction	1	56	56	10.55
Performance				70.28



Question	Encouragement to ask questions			
Answer	Value	No. of response(s)	Response value	Response %
Excellent	5	176	880	33.15
Very Good	4	115	460	21.66
Good	3	114	342	21.47
satisfactory	2	69	138	12.99
Below satisfaction	1	57	57	10.73
Performance				70.70



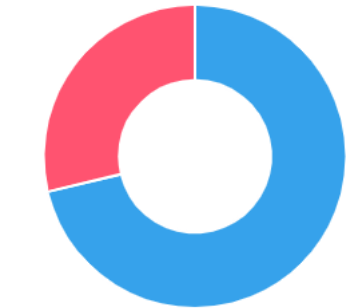
Question	Motivation for career			
Answer	Value	No. of response(s)	Response value	Response %
Excellent	5	200	1000	37.66
Very Good	4	82	328	15.44
Good	3	120	360	22.60
satisfactory	2	70	140	13.18
Below satisfaction	1	59	59	11.11
Performance				71.07



Question	Academic discipline and class control			
Answer	Value	No. of response(s)	Response value	Response %
Excellent	5	189	945	35.80
Very Good	4	99	396	18.75
Good	3	111	333	21.02
satisfactory	2	68	136	12.88
Below satisfaction	1	61	61	11.55
Performance				70.87



Achieved Scope for improvement



Achieved 71.27 | Scope for improvement 28.73



Rajarshi Shahu College of Pharmacy, Buldana

Combined Feedback Analysis

Academic Year : 2018-19

This report consists of following activities :

Title : Course Feedback (**Attended By** : Fifth Semester)

Total number of response(s) : 88

Question	Did you take up this course out of your own will or by force?			
Answer	Value	No. of response(s)	Response value	Response %
● Own Will	1	77	77	87.50
● By Force	0	11	0	12.50
Performance				87.50



Question	Do you have a problem with medium of instruction (English)?			
Answer	Value	No. of response(s)	Response value	Response %
● Yes	0	19	0	21.59
● No	1	69	69	78.41
Performance				78.41



Question	Do you find enough time to study at home/hostel because of the program structure?			
Answer	Value	No. of response(s)	Response value	Response %
● Yes	1	55	55	62.50
● No	0	33	0	37.50
Performance				62.50



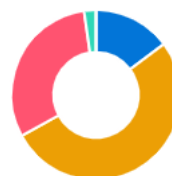
Question	Is your level of interest still the same as in the beginning or increased or decreased?			
Answer	Value	No. of response(s)	Response value	Response %
● Increased	2	54	108	61.36
● Decreased	0	15	0	17.05
● Remains same	1	19	19	21.59
Performance				72.16



Question	Whether all contents relevant to subject have been covered in present course structure?			
Answer	Value	No. of response(s)	Response value	Response %
● Excellent	5	20	100	22.73
● Very Good	4	45	180	51.14
● Good	3	21	63	23.86
● Satisfactory	2	2	4	2.27
● Poor	1	0	0	0.00
Performance				78.86



Question	Whether the course structure is properly organised?			
Answer	Value	No. of response(s)	Response value	Response %
● Excellent	5	13	65	14.77
● Very Good	4	46	184	52.27
● Good	3	27	81	30.68
● Satisfactory	2	2	4	2.27
● Poor	1	0	0	0.00
Performance				75.91



Question	Do you think in the current syllabus whether proper emphasis is given on fundamentals?			
Answer	Value	No. of response(s)	Response value	Response %
● Excellent	5	11	55	12.50
● Very Good	4	55	220	62.50
● Good	3	22	66	25.00
● Satisfactory	2	0	0	0.00
● Poor	1	0	0	0.00
Performance				77.50



Question	What is your opinion for inclusion of modern/advance topics in the course syllabus?			
Answer	Value	No. of response(s)	Response value	Response %
Excellent	5	14	70	15.91
Very Good	4	45	180	51.14
Good	3	29	87	32.95
Satisfactory	2	0	0	0.00
Poor	1	0	0	0.00
Performance				76.59



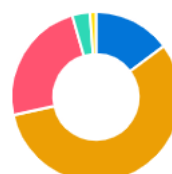
Question	Availability of text books/study materials related to syllabus contents in the institute?			
Answer	Value	No. of response(s)	Response value	Response %
Excellent	5	12	60	13.64
Very Good	4	54	216	61.36
Good	3	22	66	25.00
Satisfactory	2	0	0	0.00
Poor	1	0	0	0.00
Performance				77.73



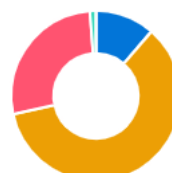
Question	Do you find any usefulness in all the tests or examinations conducted so far for the concerned course?			
Answer	Value	No. of response(s)	Response value	Response %
Excellent	5	11	55	12.50
Very Good	4	56	224	63.64
Good	3	21	63	23.86
Satisfactory	2	0	0	0.00
Poor	1	0	0	0.00
Performance				77.73



Question	Overall rating of the course-----			
Answer	Value	No. of response(s)	Response value	Response %
Excellent	5	13	65	14.77
Very Good	4	50	200	56.82
Good	3	21	63	23.86
Satisfactory	2	3	6	3.41
Poor	1	1	1	1.14
Performance				76.14



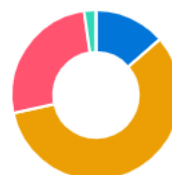
Question	Is there any better employment opportunity after completion of this course?			
Answer	Value	No. of response(s)	Response value	Response %
Excellent	5	10	50	11.36
Very Good	4	53	212	60.23
Good	3	24	72	27.27
Satisfactory	2	1	2	1.14
Poor	1	0	0	0.00
Performance				76.36



Question	Do you think that you have received enough exposure for the contents mentioned in the course?			
Answer	Value	No. of response(s)	Response value	Response %
Excellent	5	18	90	20.45
Very Good	4	50	200	56.82
Good	3	18	54	20.45
Satisfactory	2	2	4	2.27
Poor	1	0	0	0.00
Performance				79.09



Question	Whether is there any enhancement in the skills in the area of specializations of your course?			
Answer	Value	No. of response(s)	Response value	Response %
Excellent	5	12	60	13.64
Very Good	4	51	204	57.95
Good	3	23	69	26.14
Satisfactory	2	2	4	2.27
Poor	1	0	0	0.00
Performance				76.59



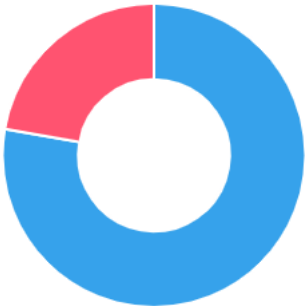
Question	Whether the course exposed you to new knowledge and practices of your field?			
Answer	Value	No. of response(s)	Response value	Response %
Strongly disagree	0	12	0	13.64
Strongly Agree	1	76	76	86.36
Performance				86.36



Question	Will you recommend this course to your colleagues?			
Answer	Value	No. of response(s)	Response value	Response %
Not at all	0	13	0	14.77
Very Strongly	1	75	75	85.23
Performance				85.23



Achieved Scope for improvement



Achieved 77.79 | Scope for improvement 22.21



Rajarshi Shahu College of Pharmacy, Buldana

Combined Feedback Analysis

Academic Year : 2018-19

This report consists of following activities :

Title : Faculty feedback (Prof S L Khan) (**Attended By :** Sixth Semester)

Title : Faculty feedback (Prof MADHAV CHAKOLKAR) (**Attended By :** Sixth Semester)

Title : Faculty feedback (Prof Somnath Vibhute) (**Attended By :** Sixth Semester)

Title : Faculty feedback (Prof Ashwini Kakde) (**Attended By :** Sixth Semester)

Title : Faculty feedback (Prof Gajanan Sonwane) (**Attended By :** Sixth Semester)

Title : Faculty feedback (Prof Sharad Tayde) (**Attended By :** Sixth Semester)

Title : Faculty feedback (Prof Vikram Sancheti) (**Attended By :** Sixth Semester)

Total number of response(s) : 724

Question	Utilization of time during session			
Answer	Value	No. of response(s)	Response value	Response %
Excellent	5	368	1840	50.83
Very Good	4	135	540	18.65
Good	3	158	474	21.82
satisfactory	2	40	80	5.52
Below satisfaction	1	23	23	3.18
Performance				81.69



Question	Syllabus coverage			
Answer	Value	No. of response(s)	Response value	Response %
Excellent	5	341	1705	47.10
Very Good	4	168	672	23.20
Good	3	136	408	18.78
satisfactory	2	54	108	7.46
Below satisfaction	1	25	25	3.45
Performance				80.61



Question	Content beyond syllabus			
Answer	Value	No. of response(s)	Response value	Response %
Excellent	5	335	1675	46.27
Very Good	4	158	632	21.82
Good	3	142	426	19.61
satisfactory	2	59	118	8.15
Below satisfaction	1	30	30	4.14
Performance				79.59



Question	Encouragement to ask questions			
Answer	Value	No. of response(s)	Response value	Response %
Excellent	5	355	1775	49.03
Very Good	4	137	548	18.92
Good	3	149	447	20.58
satisfactory	2	57	114	7.87
Below satisfaction	1	26	26	3.59
Performance				80.39



Question	Motivation for career			
Answer	Value	No. of response(s)	Response value	Response %
Excellent	5	394	1970	54.42
Very Good	4	144	576	19.89
Good	3	119	357	16.44
satisfactory	2	48	96	6.63
Below satisfaction	1	19	19	2.62
Performance				83.37



Question	Academic discipline and class control			
Answer	Value	No. of response(s)	Response value	Response %
Excellent	5	391	1955	54.01
Very Good	4	135	540	18.65
Good	3	131	393	18.09
satisfactory	2	45	90	6.22
Below satisfaction	1	22	22	3.04
Performance				82.87



Achieved Scope for improvement



Achieved 81.42 | Scope for improvement 18.58



Rajarshi Shahu College of Pharmacy, Buldana

Combined Feedback Analysis

Academic Year : 2018-19

This report consists of following activities :

Title : Course Feedback (**Attended By** : Seventh Semester)

Total number of response(s) : 224

Question	Did you take up this course out of your own will or by force?			
Answer	Value	No. of response(s)	Response value	Response %
● Own Will	1	194	194	86.61
● By Force	0	30	0	13.39
Performance				86.61



Question	Do you have a problem with medium of instruction (English)?			
Answer	Value	No. of response(s)	Response value	Response %
● Yes	0	95	0	42.41
● No	1	129	129	57.59
Performance				57.59



Question	Do you find enough time to study at home/hostel because of the program structure?			
Answer	Value	No. of response(s)	Response value	Response %
● Yes	1	160	160	71.43
● No	0	64	0	28.57
Performance				71.43



Question	Is your level of interest still the same as in the beginning or increased or decreased?			
Answer	Value	No. of response(s)	Response value	Response %
● Increased	2	161	322	71.88
● Decreased	0	62	0	27.68
● Remains same	1	1	1	0.45
Performance				72.10



Question	Whether all contents relevant to subject have been covered in present course structure?			
Answer	Value	No. of response(s)	Response value	Response %
● Excellent	5	142	710	63.39
● Very Good	4	79	316	35.27
● Good	3	2	6	0.89
● Satisfactory	2	0	0	0.00
● Poor	1	1	1	0.45
Performance				92.23



Question	Whether the course structure is properly organised?			
Answer	Value	No. of response(s)	Response value	Response %
● Excellent	5	118	590	52.68
● Very Good	4	104	416	46.43
● Good	3	0	0	0.00
● Satisfactory	2	1	2	0.45
● Poor	1	1	1	0.45
Performance				90.09



Question	Do you think in the current syllabus whether proper emphasis is given on fundamentals?			
Answer	Value	No. of response(s)	Response value	Response %
● Excellent	5	121	605	54.02
● Very Good	4	97	388	43.30
● Good	3	4	12	1.79
● Satisfactory	2	1	2	0.45
● Poor	1	1	1	0.45
Performance				90.00



Question	What is your opinion for inclusion of modern/advance topics in the course syllabus?			
Answer	Value	No. of response(s)	Response value	Response %
Excellent	5	116	580	51.79
Very Good	4	106	424	47.32
Good	3	2	6	0.89
Satisfactory	2	0	0	0.00
Poor	1	0	0	0.00
Performance				90.18



Question	Availability of text books/study materials related to syllabus contents in the institute?			
Answer	Value	No. of response(s)	Response value	Response %
Excellent	5	108	540	48.21
Very Good	4	111	444	49.55
Good	3	2	6	0.89
Satisfactory	2	1	2	0.45
Poor	1	2	2	0.89
Performance				88.75



Question	Do you find any usefulness in all the tests or examinations conducted so far for the concerned course?			
Answer	Value	No. of response(s)	Response value	Response %
Excellent	5	112	560	50.00
Very Good	4	107	428	47.77
Good	3	4	12	1.79
Satisfactory	2	1	2	0.45
Poor	1	0	0	0.00
Performance				89.46



Question	Overall rating of the course-----			
Answer	Value	No. of response(s)	Response value	Response %
Excellent	5	103	515	45.98
Very Good	4	115	460	51.34
Good	3	4	12	1.79
Satisfactory	2	1	2	0.45
Poor	1	1	1	0.45
Performance				88.39



Question	Is there any better employment opportunity after completion of this course?			
Answer	Value	No. of response(s)	Response value	Response %
Excellent	5	112	560	50.00
Very Good	4	107	428	47.77
Good	3	2	6	0.89
Satisfactory	2	3	6	1.34
Poor	1	0	0	0.00
Performance				89.29



Question	Do you think that you have received enough exposure for the contents mentioned in the course?			
Answer	Value	No. of response(s)	Response value	Response %
Excellent	5	110	550	49.11
Very Good	4	110	440	49.11
Good	3	3	9	1.34
Satisfactory	2	0	0	0.00
Poor	1	1	1	0.45
Performance				89.29



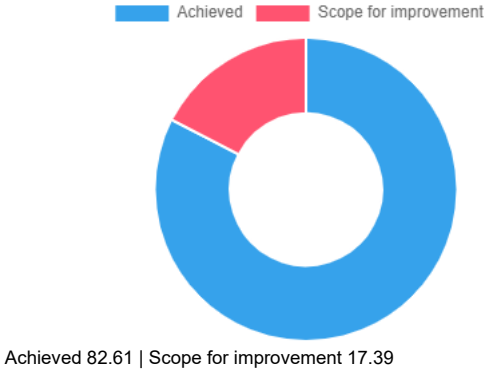
Question	Whether is there any enhancement in the skills in the area of specializations of your course?			
Answer	Value	No. of response(s)	Response value	Response %
Excellent	5	106	530	47.32
Very Good	4	112	448	50.00
Good	3	5	15	2.23
Satisfactory	2	1	2	0.45
Poor	1	0	0	0.00
Performance				88.84



Question	Whether the course exposed you to new knowledge and practices of your field?			
Answer	Value	No. of response(s)	Response value	Response %
Strongly disagree	0	64	0	28.57
Strongly Agree	1	160	160	71.43
Performance				71.43



Question	Will you recommend this course to your colleagues?			
Answer	Value	No. of response(s)	Response value	Response %
Not at all	0	76	0	33.93
Very Strongly	1	148	148	66.07
Performance				66.07





Rajarshi Shahu College of Pharmacy, Buldana

Combined Feedback Analysis

Academic Year : 2018-19

This report consists of following activities :

Title : Faculty feedback (Prof S L Khan) (**Attended By :** Eight Semester)

Title : Faculty feedback (Prof Shailesh Kewatkar) (**Attended By :** Eight Semester)

Title : Faculty feedback (Prof Sandip Hurdade) (**Attended By :** Eight Semester)

Title : Faculty feedback (Dr. Prakash Kendre) (**Attended By :** Eight Semester)

Title : Faculty feedback (Prof Satish Shelke) (**Attended By :** Eight Semester)

Title : Faculty feedback (Prof Parmeshwar Devhare) (**Attended By :** Eight Semester)

Total number of response(s) : 399

Question	Utilization of time during session			
Answer	Value	No. of response(s)	Response value	Response %
Excellent	5	199	995	49.87
Very Good	4	106	424	26.57
Good	3	62	186	15.54
satisfactory	2	22	44	5.51
Below satisfaction	1	10	10	2.51
Performance				83.16



Question	Syllabus coverage			
Answer	Value	No. of response(s)	Response value	Response %
Excellent	5	172	860	43.11
Very Good	4	116	464	29.07
Good	3	75	225	18.80
satisfactory	2	24	48	6.02
Below satisfaction	1	12	12	3.01
Performance				80.65



Question	Content beyond syllabus			
Answer	Value	No. of response(s)	Response value	Response %
Excellent	5	180	900	45.11
Very Good	4	106	424	26.57
Good	3	72	216	18.05
satisfactory	2	30	60	7.52
Below satisfaction	1	11	11	2.76
Performance				80.75



Question	Encouragement to ask questions			
Answer	Value	No. of response(s)	Response value	Response %
Excellent	5	187	935	46.87
Very Good	4	108	432	27.07
Good	3	65	195	16.29
satisfactory	2	27	54	6.77
Below satisfaction	1	12	12	3.01
Performance				81.60



Question	Motivation for career			
Answer	Value	No. of response(s)	Response value	Response %
Excellent	5	194	970	48.62
Very Good	4	96	384	24.06
Good	3	70	210	17.54
satisfactory	2	25	50	6.27
Below satisfaction	1	14	14	3.51
Performance				81.60



Question	Academic discipline and class control			
Answer	Value	No. of response(s)	Response value	Response %
Excellent	5	199	995	50.13
Very Good	4	102	408	25.69
Good	3	63	189	15.87
satisfactory	2	21	42	5.29
Below satisfaction	1	12	12	3.02
Performance				82.92



Achieved Scope for improvement



Achieved 81.78 | Scope for improvement 18.22