



Rajarshi Shahu College of Pharmacy, Buldana

Combined Feedback Analysis

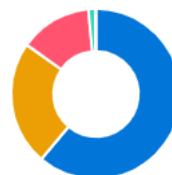
Academic Year : 2019-20

This report consists of following activities :

Title : Faculty Feedback (**Attended By** : First Semester)

Total number of response(s) : 703

Question	Utilization of time during session			
Answer	Value	No. of response(s)	Response value	Response %
Excellent	5	430	2150	61.17
Very Good	4	166	664	23.61
Good	3	97	291	13.80
satisfactory	2	9	18	1.28
Below satisfaction	1	1	1	0.14
Performance				88.88



Question	Syllabus coverage			
Answer	Value	No. of response(s)	Response value	Response %
Excellent	5	359	1795	51.07
Very Good	4	227	908	32.29
Good	3	96	288	13.66
satisfactory	2	19	38	2.70
Below satisfaction	1	2	2	0.28
Performance				86.23



Question	Content beyond syllabus			
Answer	Value	No. of response(s)	Response value	Response %
Excellent	5	364	1820	51.78
Very Good	4	178	712	25.32
Good	3	138	414	19.63
satisfactory	2	18	36	2.56
Below satisfaction	1	5	5	0.71
Performance				84.98



Question	Encouragement to ask questions			
Answer	Value	No. of response(s)	Response value	Response %
Excellent	5	386	1930	54.91
Very Good	4	181	724	25.75
Good	3	113	339	16.07
satisfactory	2	16	32	2.28
Below satisfaction	1	7	7	1.00
Performance				86.26



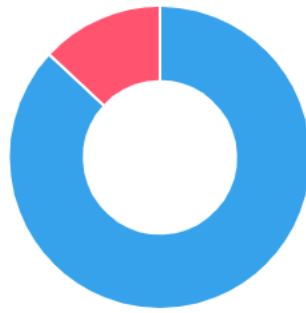
Question	Motivation for career			
Answer	Value	No. of response(s)	Response value	Response %
Excellent	5	427	2135	60.74
Very Good	4	146	584	20.77
Good	3	104	312	14.79
satisfactory	2	23	46	3.27
Below satisfaction	1	3	3	0.43
Performance				87.62



Question	Academic discipline and class control			
Answer	Value	No. of response(s)	Response value	Response %
Excellent	5	411	2055	58.46
Very Good	4	165	660	23.47
Good	3	105	315	14.94
satisfactory	2	21	42	2.99
Below satisfaction	1	1	1	0.14
Performance				87.43



Achieved Scope for improvement



Achieved 86.90 | Scope for improvement 13.10



Rajarshi Shahu College of Pharmacy, Buldana

Combined Feedback Analysis

Academic Year : 2019-20

This report consists of following activities :

Title : Course End Survey (**Attended By** : Second Semester (Div A))

Total number of response(s) : 183

Question	Please give your opinion regarding content completeness by faculty			
Answer	Value	No. of response(s)	Response value	Response %
● Faculty teaching includes all the relevant key information needed (Excellent)	3	135	405	73.77
● Faculty teaching includes information but less relevant (Very Good)	2	47	94	25.68
● Faculty teaching lacks information (Poor)	1	1	1	0.55
Performance				91.07



Question	Please give your opinion regarding Organization of Faculty teaching			
Answer	Value	No. of response(s)	Response value	Response %
● Information is in logical, interesting sequence with illustrations which audience can follow (Excellent)	3	100	300	54.64
● Information is in logical sequence which audience can follow but lack in illustration (Very Good)	2	83	166	45.36
● Cannot understand teaching because there is no sequence of information (Poor)	1	0	0	0.00
Performance				84.88



Question	Please give your opinion regarding Clarity in delivery			
Answer	Value	No. of response(s)	Response value	Response %
● Faculty teaching audible to all and communication is effective (Excellent)	3	112	336	61.20
● Faculty teaching mostly audible and communication is not effective (Very Good)	2	62	124	33.88
● Faculty teaching is not audible (Poor)	1	9	9	4.92
Performance				85.43



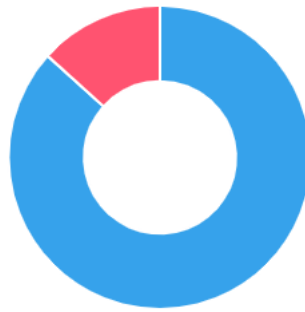
Question	Please give your opinion regarding Information gathering of concerned subject			
Answer	Value	No. of response(s)	Response value	Response %
● Digs up all kinds of information (core and peripheral level) related to task , comes up with exhaustive information including all the background (Excellent)	3	116	348	63.39
● Collects adequate information about the task but not much about related ones (Very Good)	2	65	130	35.52
● Collects minimal information and about just the particular tool/technology (Poor)	1	2	2	1.09
Performance				87.43



Question	Please give your opinion regarding Responsiveness to audience by faculty			
Answer	Value	No. of response(s)	Response value	Response %
● Response to queries(core and peripheral level) of audience with clarity and confidence (Excellent)	3	107	321	58.47
● Response to queries (core but not peripheral level) of audience with less clarity and confidence (Very Good)	2	67	134	36.61
● Response to the queries is poor (Poor)	1	9	9	4.92
Performance				84.52



Achieved Scope for improvement



Achieved 86.67 | Scope for improvement 13.33



Rajarshi Shahu College of Pharmacy, Buldana

Combined Feedback Analysis

Academic Year : 2019-20

This report consists of following activities :

Title : Course End Survey (**Attended By** : Second Semester (Div B))

Total number of response(s) : 187

Question	Please give your opinion regarding content completeness by faculty			
Answer	Value	No. of response(s)	Response value	Response %
● Faculty teaching includes all the relevant key information needed (Excellent)	3	145	435	77.54
● Faculty teaching includes information but less relevant (Very Good)	2	41	82	21.93
● Faculty teaching lacks information (Poor)	1	1	1	0.53
Performance				92.34



Question	Please give your opinion regarding Organization of Faculty teaching			
Answer	Value	No. of response(s)	Response value	Response %
● Information is in logical, interesting sequence with illustrations which audience can follow (Excellent)	3	126	378	67.38
● Information is in logical sequence which audience can follow but lack in illustration (Very Good)	2	59	118	31.55
● Cannot understand teaching because there is no sequence of information (Poor)	1	2	2	1.07
Performance				88.77



Question	Please give your opinion regarding Clarity in delivery			
Answer	Value	No. of response(s)	Response value	Response %
● Faculty teaching audible to all and communication is effective (Excellent)	3	124	372	66.31
● Faculty teaching mostly audible and communication is not effective (Very Good)	2	56	112	29.95
● Faculty teaching is not audible (Poor)	1	7	7	3.74
Performance				87.52



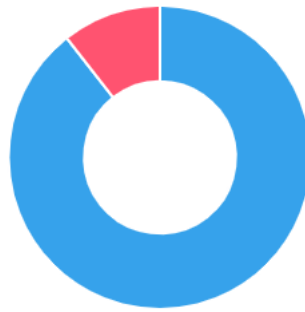
Question	Please give your opinion regarding Information gathering of concerned subject			
Answer	Value	No. of response(s)	Response value	Response %
● Digs up all kinds of information (core and peripheral level) related to task , comes up with exhaustive information including all the background (Excellent)	3	136	408	72.73
● Collects adequate information about the task but not much about related ones (Very Good)	2	47	94	25.13
● Collects minimal information and about just the particular tool/technology (Poor)	1	4	4	2.14
Performance				90.20



Question	Please give your opinion regarding Responsiveness to audience by faculty			
Answer	Value	No. of response(s)	Response value	Response %
● Response to queries(core and peripheral level) of audience with clarity and confidence (Excellent)	3	123	369	65.78
● Response to queries (core but not peripheral level) of audience with less clarity and confidence (Very Good)	2	62	124	33.16
● Response to the queries is poor (Poor)	1	2	2	1.07
Performance				88.24



Achieved Scope for improvement



Achieved 89.41 | Scope for improvement 10.59



Rajarshi Shahu College of Pharmacy, Buldana

Combined Feedback Analysis

Academic Year : 2019-20

This report consists of following activities :

Title : Faculty Feedback (**Attended By** : Third Semester)

Total number of response(s) : 539

Question	Utilization of time during session			
Answer	Value	No. of response(s)	Response value	Response %
Excellent	5	260	1300	48.24
Very Good	4	110	440	20.41
Good	3	104	312	19.29
satisfactory	2	35	70	6.49
Below satisfaction	1	30	30	5.57
Performance				79.85



Question	Syllabus coverage			
Answer	Value	No. of response(s)	Response value	Response %
Excellent	5	250	1250	46.38
Very Good	4	110	440	20.41
Good	3	108	324	20.04
satisfactory	2	41	82	7.61
Below satisfaction	1	30	30	5.57
Performance				78.89



Question	Content beyond syllabus			
Answer	Value	No. of response(s)	Response value	Response %
Excellent	5	223	1115	41.37
Very Good	4	98	392	18.18
Good	3	132	396	24.49
satisfactory	2	52	104	9.65
Below satisfaction	1	34	34	6.31
Performance				75.73



Question	Encouragement to ask questions			
Answer	Value	No. of response(s)	Response value	Response %
Excellent	5	229	1145	42.49
Very Good	4	119	476	22.08
Good	3	121	363	22.45
satisfactory	2	48	96	8.91
Below satisfaction	1	22	22	4.08
Performance				78.00



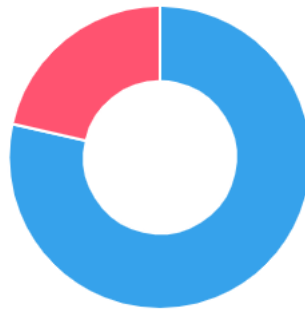
Question	Motivation for career			
Answer	Value	No. of response(s)	Response value	Response %
Excellent	5	253	1265	46.94
Very Good	4	98	392	18.18
Good	3	117	351	21.71
satisfactory	2	49	98	9.09
Below satisfaction	1	22	22	4.08
Performance				78.96



Question	Academic discipline and class control			
Answer	Value	No. of response(s)	Response value	Response %
Excellent	5	258	1290	47.87
Very Good	4	114	456	21.15
Good	3	99	297	18.37
satisfactory	2	40	80	7.42
Below satisfaction	1	28	28	5.19
Performance				79.81



Achieved Scope for improvement



Achieved 78.54 | Scope for improvement 21.46



Rajarshi Shahu College of Pharmacy, Buldana

Combined Feedback Analysis

Academic Year : 2019-20

This report consists of following activities :

Title : Course End Survey (**Attended By** : Fourth Semester (Div B))

Total number of response(s) : 135

Question	Please give your opinion regarding content completeness by faculty			
Answer	Value	No. of response(s)	Response value	Response %
● Faculty teaching includes all the relevant key information needed (Excellent)	3	83	249	61.48
● Faculty teaching includes information but less relevant (Very Good)	2	41	82	30.37
● Faculty teaching lacks information (Poor)	1	11	11	8.15
Performance				84.44



Question	Please give your opinion regarding Organization of Faculty teaching			
Answer	Value	No. of response(s)	Response value	Response %
● Information is in logical, interesting sequence with illustrations which audience can follow (Excellent)	3	77	231	57.04
● Information is in logical sequence which audience can follow but lack in illustration (Very Good)	2	47	94	34.81
● Cannot understand teaching because there is no sequence of information (Poor)	1	11	11	8.15
Performance				82.96



Question	Please give your opinion regarding Clarity in delivery			
Answer	Value	No. of response(s)	Response value	Response %
● Faculty teaching audible to all and communication is effective (Excellent)	3	79	237	58.52
● Faculty teaching mostly audible and communication is not effective (Very Good)	2	43	86	31.85
● Faculty teaching is not audible (Poor)	1	13	13	9.63
Performance				82.96



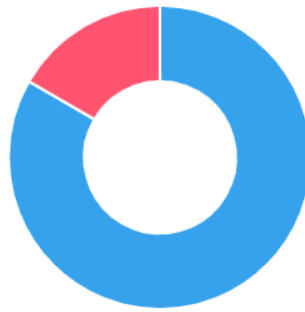
Question	Please give your opinion regarding Information gathering of concerned subject			
Answer	Value	No. of response(s)	Response value	Response %
● Digs up all kinds of information (core and peripheral level) related to task , comes up with exhaustive information including all the background (Excellent)	3	79	237	58.52
● Collects adequate information about the task but not much about related ones (Very Good)	2	43	86	31.85
● Collects minimal information and about just the particular tool/technology (Poor)	1	13	13	9.63
Performance				82.96



Question	Please give your opinion regarding Responsiveness to audience by faculty			
Answer	Value	No. of response(s)	Response value	Response %
● Response to queries(core and peripheral level) of audience with clarity and confidence (Excellent)	3	82	246	60.74
● Response to queries (core but not peripheral level) of audience with less clarity and confidence (Very Good)	2	39	78	28.89
● Response to the queries is poor (Poor)	1	14	14	10.37
Performance				83.46



Achieved Scope for improvement



Achieved 83.36 | Scope for improvement 16.64



Rajarshi Shahu College of Pharmacy, Buldana

Combined Feedback Analysis

Academic Year : 2019-20

This report consists of following activities :

Title : Faculty Feedback (**Attended By** : Fifth Semester)

Total number of response(s) : 546

Question	Utilization of time during session			
Answer	Value	No. of response(s)	Response value	Response %
Excellent	5	242	1210	44.32
Very Good	4	108	432	19.78
Good	3	117	351	21.43
satisfactory	2	56	112	10.26
Below satisfaction	1	23	23	4.21
Performance				77.95



Question	Syllabus coverage			
Answer	Value	No. of response(s)	Response value	Response %
Excellent	5	218	1090	39.93
Very Good	4	131	524	23.99
Good	3	117	351	21.43
satisfactory	2	52	104	9.52
Below satisfaction	1	28	28	5.13
Performance				76.81



Question	Content beyond syllabus			
Answer	Value	No. of response(s)	Response value	Response %
Excellent	5	222	1110	40.66
Very Good	4	96	384	17.58
Good	3	121	363	22.16
satisfactory	2	70	140	12.82
Below satisfaction	1	37	37	6.78
Performance				74.51



Question	Encouragement to ask questions			
Answer	Value	No. of response(s)	Response value	Response %
Excellent	5	211	1055	38.64
Very Good	4	117	468	21.43
Good	3	127	381	23.26
satisfactory	2	51	102	9.34
Below satisfaction	1	40	40	7.33
Performance				74.95



Question	Motivation for career			
Answer	Value	No. of response(s)	Response value	Response %
Excellent	5	238	1190	43.59
Very Good	4	97	388	17.77
Good	3	121	363	22.16
satisfactory	2	59	118	10.81
Below satisfaction	1	31	31	5.68
Performance				76.56



Question	Academic discipline and class control			
Answer	Value	No. of response(s)	Response value	Response %
Excellent	5	248	1240	45.42
Very Good	4	89	356	16.30
Good	3	109	327	19.96
satisfactory	2	61	122	11.17
Below satisfaction	1	39	39	7.14
Performance				76.34



Achieved Scope for improvement



Achieved 76.19 | Scope for improvement 23.81



Rajarshi Shahu College of Pharmacy, Buldana

Combined Feedback Analysis

Academic Year : 2019-20

This report consists of following activities :

Title : Course End Survey (**Attended By** : Sixth Semester (Div B))

Total number of response(s) : 156

Question	Please give your opinion regarding content completeness by faculty			
Answer	Value	No. of response(s)	Response value	Response %
● Faculty teaching includes all the relevant key information needed (Excellent)	3	97	291	62.18
● Faculty teaching includes information but less relevant (Very Good)	2	56	112	35.90
● Faculty teaching lacks information (Poor)	1	3	3	1.92
Performance				86.75



Question	Please give your opinion regarding Organization of Faculty teaching			
Answer	Value	No. of response(s)	Response value	Response %
● Information is in logical, interesting sequence with illustrations which audience can follow (Excellent)	3	92	276	58.97
● Information is in logical sequence which audience can follow but lack in illustration (Very Good)	2	63	126	40.38
● Cannot understand teaching because there is no sequence of information (Poor)	1	1	1	0.64
Performance				86.11



Question	Please give your opinion regarding Clarity in delivery			
Answer	Value	No. of response(s)	Response value	Response %
● Faculty teaching audible to all and communication is effective (Excellent)	3	91	273	58.33
● Faculty teaching mostly audible and communication is not effective (Very Good)	2	59	118	37.82
● Faculty teaching is not audible (Poor)	1	6	6	3.85
Performance				84.83



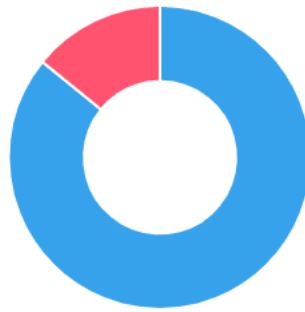
Question	Please give your opinion regarding Information gathering of concerned subject			
Answer	Value	No. of response(s)	Response value	Response %
● Digs up all kinds of information (core and peripheral level) related to task , comes up with exhaustive information including all the background (Excellent)	3	95	285	60.90
● Collects adequate information about the task but not much about related ones (Very Good)	2	59	118	37.82
● Collects minimal information and about just the particular tool/technology (Poor)	1	2	2	1.28
Performance				86.54



Question	Please give your opinion regarding Responsiveness to audience by faculty			
Answer	Value	No. of response(s)	Response value	Response %
● Response to queries(core and peripheral level) of audience with clarity and confidence (Excellent)	3	92	276	58.97
● Response to queries (core but not peripheral level) of audience with less clarity and confidence (Very Good)	2	58	116	37.18
● Response to the queries is poor (Poor)	1	6	6	3.85
Performance				85.04



Achieved Scope for improvement



Achieved 85.85 | Scope for improvement 14.15



Rajarshi Shahu College of Pharmacy, Buldana

Combined Feedback Analysis

Academic Year : 2019-20

This report consists of following activities :

Title : Course Feedback (**Attended By** : Eighth Semester (Div B))

Total number of response(s) : 170

Question	Did you take up this course out of your own will or by force?			
Answer	Value	No. of response(s)	Response value	Response %
● Own Will	1	157	157	92.35
● By Force	0	13	0	7.65
Performance				92.35



Question	Do you have a problem with medium of instruction (English)?			
Answer	Value	No. of response(s)	Response value	Response %
● Yes	0	45	0	26.47
● No	1	125	125	73.53
Performance				73.53



Question	Do you find enough time to study at home/hostel because of the program structure?			
Answer	Value	No. of response(s)	Response value	Response %
● Yes	1	128	128	75.29
● No	0	42	0	24.71
Performance				75.29



Question	Is your level of interest still the same as in the beginning or increased or decreased?			
Answer	Value	No. of response(s)	Response value	Response %
● Increased	2	111	222	65.29
● Decreased	0	11	0	6.47
● Remains same	1	48	48	28.24
Performance				79.41



Question	Whether all contents relevant to subject have been covered in present course structure?			
Answer	Value	No. of response(s)	Response value	Response %
● Excellent	5	82	410	48.24
● Very Good	4	46	184	27.06
● Good	3	36	108	21.18
● Satisfactory	2	3	6	1.76
● Poor	1	3	3	1.76
Performance				83.65



Question	Whether the course structure is properly organised?			
Answer	Value	No. of response(s)	Response value	Response %
● Excellent	5	57	285	33.53
● Very Good	4	60	240	35.29
● Good	3	39	117	22.94
● Satisfactory	2	12	24	7.06
● Poor	1	2	2	1.18
Performance				78.59



Question	Do you think in the current syllabus whether proper emphasis is given on fundamentals?			
Answer	Value	No. of response(s)	Response value	Response %
● Excellent	5	75	375	44.12
● Very Good	4	55	220	32.35
● Good	3	33	99	19.41
● Satisfactory	2	6	12	3.53
● Poor	1	1	1	0.59
Performance				83.18



Question	What is your opinion for inclusion of modern/advance topics in the course syllabus?			
Answer	Value	No. of response(s)	Response value	Response %
Excellent	5	58	290	34.12
Very Good	4	66	264	38.82
Good	3	40	120	23.53
Satisfactory	2	6	12	3.53
Poor	1	0	0	0.00
Performance				80.71



Question	Availability of text books/study materials related to syllabus contents in the institute?			
Answer	Value	No. of response(s)	Response value	Response %
Excellent	5	73	365	42.94
Very Good	4	53	212	31.18
Good	3	32	96	18.82
Satisfactory	2	11	22	6.47
Poor	1	1	1	0.59
Performance				81.88



Question	Do you find any usefulness in all the tests or examinations conducted so far for the concerned course?			
Answer	Value	No. of response(s)	Response value	Response %
Excellent	5	68	340	40.00
Very Good	4	60	240	35.29
Good	3	34	102	20.00
Satisfactory	2	7	14	4.12
Poor	1	1	1	0.59
Performance				82.00



Question	Overall rating of the course-----			
Answer	Value	No. of response(s)	Response value	Response %
Excellent	5	51	255	30.00
Very Good	4	56	224	32.94
Good	3	39	117	22.94
Satisfactory	2	19	38	11.18
Poor	1	5	5	2.94
Performance				75.18



Question	Is there any better employment opportunity after completion of this course?			
Answer	Value	No. of response(s)	Response value	Response %
Excellent	5	73	365	42.94
Very Good	4	54	216	31.76
Good	3	34	102	20.00
Satisfactory	2	8	16	4.71
Poor	1	1	1	0.59
Performance				82.35



Question	Do you think that you have received enough exposure for the contents mentioned in the course?			
Answer	Value	No. of response(s)	Response value	Response %
Excellent	5	66	330	38.82
Very Good	4	61	244	35.88
Good	3	37	111	21.76
Satisfactory	2	6	12	3.53
Poor	1	0	0	0.00
Performance				82.00



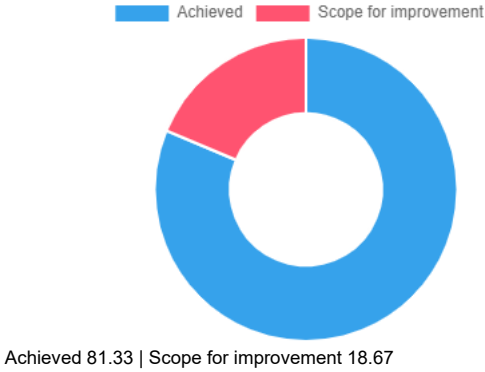
Question	Whether is there any enhancement in the skills in the area of specializations of your course?			
Answer	Value	No. of response(s)	Response value	Response %
Excellent	5	69	345	40.59
Very Good	4	54	216	31.76
Good	3	40	120	23.53
Satisfactory	2	7	14	4.12
Poor	1	0	0	0.00
Performance				81.76



Question	Whether the course exposed you to new knowledge and practices of your field?			
Answer	Value	No. of response(s)	Response value	Response %
Strongly disagree	0	28	0	16.47
Strongly Agree	1	142	142	83.53
Performance				83.53



Question	Will you recommend this course to your colleagues?			
Answer	Value	No. of response(s)	Response value	Response %
Not at all	0	24	0	14.12
Very Strongly	1	146	146	85.88
Performance				85.88





Rajarshi Shahu College of Pharmacy, Buldana

Combined Feedback Analysis

Academic Year : 2019-20

This report consists of following activities :

Title : Course End Survey (**Attended By** : Eighth Semester (Div B))

Total number of response(s) : 167

Question	Please give your opinion regarding content completeness by faculty			
Answer	Value	No. of response(s)	Response value	Response %
● Faculty teaching includes all the relevant key information needed (Excellent)	3	90	270	53.89
● Faculty teaching includes information but less relevant (Very Good)	2	67	134	40.12
● Faculty teaching lacks information (Poor)	1	10	10	5.99
Performance				82.63



Question	Please give your opinion regarding Organization of Faculty teaching			
Answer	Value	No. of response(s)	Response value	Response %
● Information is in logical, interesting sequence with illustrations which audience can follow (Excellent)	3	77	231	46.11
● Information is in logical sequence which audience can follow but lack in illustration (Very Good)	2	82	164	49.10
● Cannot understand teaching because there is no sequence of information (Poor)	1	8	8	4.79
Performance				80.44



Question	Please give your opinion regarding Clarity in delivery			
Answer	Value	No. of response(s)	Response value	Response %
● Faculty teaching audible to all and communication is effective (Excellent)	3	86	258	51.50
● Faculty teaching mostly audible and communication is not effective (Very Good)	2	70	140	41.92
● Faculty teaching is not audible (Poor)	1	11	11	6.59
Performance				81.64



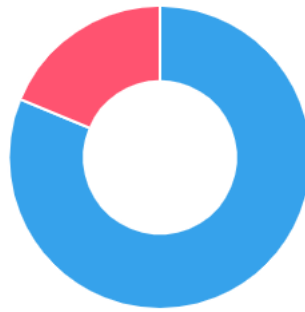
Question	Please give your opinion regarding Information gathering of concerned subject			
Answer	Value	No. of response(s)	Response value	Response %
● Digs up all kinds of information (core and peripheral level) related to task , comes up with exhaustive information including all the background (Excellent)	3	86	258	51.50
● Collects adequate information about the task but not much about related ones (Very Good)	2	74	148	44.31
● Collects minimal information and about just the particular tool/technology (Poor)	1	7	7	4.19
Performance				82.44



Question	Please give your opinion regarding Responsiveness to audience by faculty			
Answer	Value	No. of response(s)	Response value	Response %
● Response to queries(core and peripheral level) of audience with clarity and confidence (Excellent)	3	77	231	46.11
● Response to queries (core but not peripheral level) of audience with less clarity and confidence (Very Good)	2	76	152	45.51
● Response to the queries is poor (Poor)	1	14	14	8.38
Performance				79.24



Achieved Scope for improvement



Achieved 81.28 | Scope for improvement 18.72